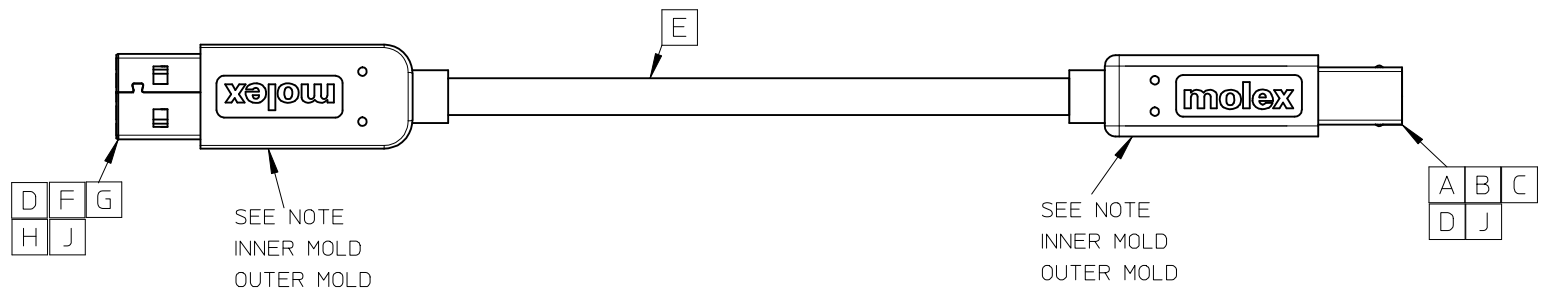
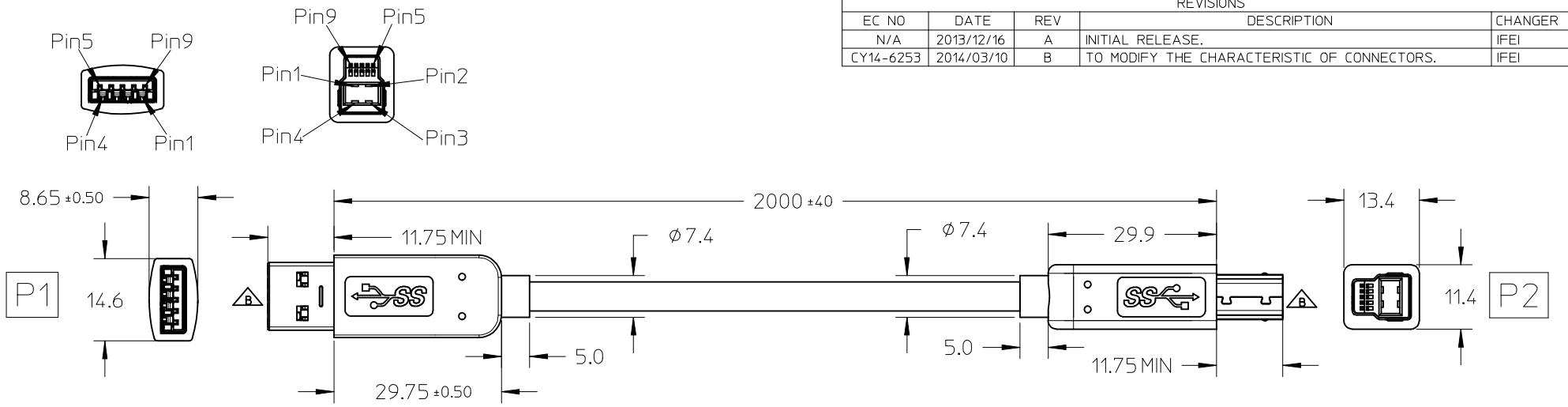


REVISIONS				
EC NO	DATE	REV	DESCRIPTION	CHANGER
N/A	2013/12/16	A	INITIAL RELEASE.	IFEI
CY14-6253	2014/03/10	B	TO MODIFY THE CHARACTERISTIC OF CONNECTORS.	IFEI



WIRING CHART			
P1	SIGNAL NAME	WIRE COLOUR	P2
1	VBUS	RED	1
2	D-	WHITE	2
3	D+	GREEN	3
4	GND	BLACK	4
5	Std_SSRX-	BLUE	5
6	Std_SSRX+	YELLOW	6
7	GND_DRAIN	GND_DRAIN	7
8	Std_SSTX-	PURPLE	8
9	Std_SSTX+	ORANGE	9
SHELL	SHIELD	BRAID	SHELL

ITEM	DESCRIPTION	L(MM)	Q'TY
J	HST F 1.5MM 125C (UL) BLK HF		A/R
H	FRONT METAL FOR STD A PLUG		1
G	USB 3.0 STD A CONNECTOR ASSY		1
F	REAR METAL FOR STD A PLUG		1
E	USB 3.0 CABLE(2P+1P)*28*2C*24,SHLD,PVC,BK,5.0,UL2725		A/R
D	PRE-CUT COPPER FOIL 25*5		2
C	REAR METAL SHELL FOR B PLUG		1
B	STD B CONNECTOR ASSY		1
A	FRONT METAL SHELL FOR B PLUG		1

SEE REVISIONS EC NO: CPG2014-2620 DRWN: IFEI 2014/02/24 CHKD: APPR: RTSAI 2014/03/11	QUALITY SYMBOLS $\nabla_F = 0$ $\nabla_F = 0$ $\nabla_F = 0$	GENERAL TOLERANCES (UNLESS SPECIFIED)		DIMENSION STYLE MM ONLY		SCALE 1:1	DESIGN UNITS METRIC	THIRD ANGLE PROJECTION		
						DRAWN BY DATE IFEI 2014/01/16		TITLE USB 3.0 A MALE TO B MALE 2.0M		
						CHECKED BY DATE				
						APPROVED BY DATE RTSAI 2014/01/17				
				MATERIAL NO. 687890006		DOCUMENT NO. SD-68789-012				
		ANGULAR ± 3 °		SIZE A4		THIS DRAWING CONTAINS INFORMATION THAT IS PROPRIETARY TO MOLEX INCORPORATED AND SHOULD NOT BE USED WITHOUT WRITTEN PERMISSION				
		DRAFT WHERE APPLICABLE MUST REMAIN WITHIN DIMENSIONS								

7

6

5

4

3

2

1

NOTE:**1. OVERMOLDING SPECIFICATION:**

- 1.1 INNER MOLDING: PE RESIN
 1.2 OUTER MOLDING: PVC RESIN

2. APPLICATION CONDITION

- 2.1 WORKING TEMPERATURE: 0° — +50°
 2.2 STORAGE TEMPERATURE: -20° — +60°

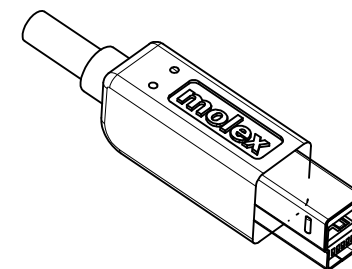
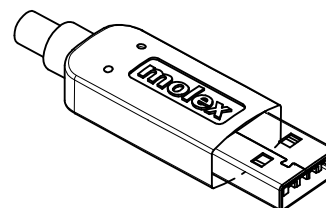
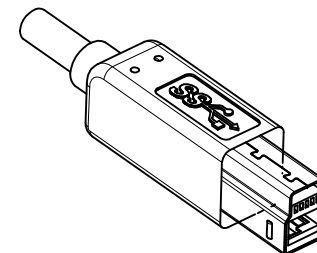
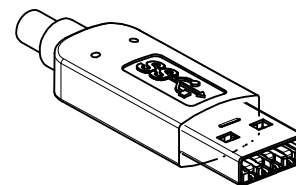
3. MECHANICAL PERFORMACNE

- 3.1. CABLE ASSLY CAN PASS FLEXING TEST IN 100 CYCLES AT EACH OF 2 PLANES, PER EIA364-41 CONDITION I.
 3.2. CABLE ASSEMBLY SR AREA SHOULD WITHSTAND A PULL FORCE 40N FOR ONE MINUTE WITHOUT COSMETIC AND FUNCTION DAMAGE.

4. ELECTRICAL PERFORMACNE

- 4.1 CURRENT RATING:1.8A FOR POWER WIRE/ 0.25A FOR SIGNAL WIRE
 4.2 VOLTAGE RATING:30V AC

5. THIS PRODUCT MUST MEET THE EU RoHS CHEMICAL SUBSTANCES SPECIFICATION FOR PRODUCTS (2011/65/EU).



SEE REVISIONS EC NO: CPG2014-2620 DRWN:IFEI 2014/02/24 CHKD: APPR:RTSAI 2014/03/11	DESCRIPTION REV	QUALITY SYMBOLS	GENERAL TOLERANCES (UNLESS SPECIFIED)		DIMENSION STYLE MM ONLY		SCALE 1:1	DESIGN UNITS METRIC	THIRD ANGLE PROJECTION		
		$\nabla_F = 0$		mm	INCH	DRAWN BY IFEI	DATE 2014/01/16	TITLE USB 3.0 A MALE TO B MALE 2.0M			
		$\nabla_F = 0$	4 PLACES \pm ---	\pm ---		CHECKED BY	DATE				
		$\nabla_F = 0$	3 PLACES \pm ---	\pm ---		APPROVED BY RTSAI	DATE 2014/01/17				
B		2 PLACES \pm 0.25	\pm ---	ANGULAR \pm 3 °		MATERIAL NO. 687890006	DOCUMENT NO. SD-68789-012	SHEET NO. 2 OF 2			
		1 PLACE \pm 0.5	\pm ---	DRAFT WHERE APPLICABLE MUST REMAIN WITHIN DIMENSIONS		THIS DRAWING CONTAINS INFORMATION THAT IS PROPRIETARY TO MOLEX INCORPORATED AND SHOULD NOT BE USED WITHOUT WRITTEN PERMISSION					
		0 PLACE \pm ---	\pm ---								

6

5

4

3

2

1