

Double-level terminal block - PTTB 2,5-PV BU - 3000715

Please be informed that the data shown in this PDF Document is generated from our Online Catalog. Please find the complete data in the user's documentation. Our General Terms of Use for Downloads are valid (<http://phoenixcontact.com/download>)



Double-level terminal block, Cross section: 0.14 mm² - 4 mm², AWG: 26 - 12, Connection type: Push-in connection, Width: 5.2 mm, Color: blue, Mounting type: NS 35/7,5, NS 35/15

The illustration shows the version in gray

Product Features

- ✓ The Push-in connection terminal blocks are characterized by the system features of the CLIPLINE complete system and by easy and tool-free wiring of conductors with ferrules or solid conductors
- ✓ The compact design and front connection enable wiring in a confined space
- ✓ In addition to the testing facility in the double function shaft, all terminal blocks provide an additional test connection



Key commercial data

Packing unit	1 pc
Minimum order quantity	50 pc
Weight per Piece (excluding packing)	14.0 GRM
Custom tariff number	85369010
Country of origin	Germany

Technical data

General

Number of levels	2
Number of connections	4
Color	blue
Insulating material	PA
Inflammability class according to UL 94	V0
Rated surge voltage	6 kV
Pollution degree	3
Surge voltage category	III

Double-level terminal block - PTTB 2,5-PV BU - 3000715

Technical data

General

Insulating material group	I
Connection in acc. with standard	IEC 60947-7-1
Maximum load current (lower level)	26 A
Additional text	with 4 mm ² conductor cross section
Nominal current I _N (lower level)	22 A
Nominal voltage U _N	500 V
Open side panel	ja

Dimensions

Width	5.2 mm
Length	68 mm
Height NS 35/7,5	47.5 mm
Height NS 35/15	55 mm

Connection data

Connection method	Push-in connection
Conductor cross section solid min.	0.14 mm ²
Conductor cross section solid max.	4 mm ²
Conductor cross section stranded min.	0.14 mm ²
Conductor cross section stranded max.	2.5 mm ²
Conductor cross section AWG/kcmil min.	26
Conductor cross section AWG/kcmil max	12
Conductor cross section stranded, with ferrule without plastic sleeve min.	0.14 mm ²
Conductor cross section stranded, with ferrule without plastic sleeve max.	2.5 mm ²
Conductor cross section stranded, with ferrule with plastic sleeve min.	0.14 mm ²
Conductor cross section stranded, with ferrule with plastic sleeve max.	2.5 mm ²
2 conductors with same cross section, stranded, TWIN ferrules with plastic sleeve, max.	0.5 mm ²
Stripping length	10 mm
Internal cylindrical gage	A3

Classifications

eCl@ss

eCl@ss 4.0	27141121
eCl@ss 4.1	27141121
eCl@ss 5.0	27141120
eCl@ss 5.1	27141120

Double-level terminal block - PTTB 2,5-PV BU - 3000715

Classifications

eCl@ss

eCl@ss 6.0	27141120
eCl@ss 7.0	27141120
eCl@ss 8.0	27141120

ETIM

ETIM 3.0	EC000897
ETIM 4.0	EC000897
ETIM 5.0	EC000897

UNSPSC

UNSPSC 6.01	30211811
UNSPSC 7.0901	39121410
UNSPSC 11	39121410
UNSPSC 12.01	39121410
UNSPSC 13.2	39121410

Approvals

Approvals

Approvals

BV / CSA / UL Recognized / VDE Zeichengenehmigung / cUL Recognized / GOST / LR / GL / RS / ABS / NK / IECCEB Scheme / GOST / cULus Recognized

Ex Approvals

ATEX / IECEx


Approvals submitted

Approval details


BV

Double-level terminal block - PTTB 2,5-PV BU - 3000715


Approvals

CSA 


	B	C	D
mm ² /AWG/kcmil	26-12	26-12	26-12
Nominal current I _N	20 A	20 A	5 A
Nominal voltage U _N	300 V	300 V	600 V

UL Recognized 

	B	C	D
mm ² /AWG/kcmil	26-12	26-12	26-12
Nominal current I _N	20 A	20 A	5 A
Nominal voltage U _N	300 V	300 V	600 V

VDE Zeichengenehmigung 

mm ² /AWG/kcmil	0.2-4
Nominal current I _N	22 A
Nominal voltage U _N	500 V

cUL Recognized 

	B	C	D
mm ² /AWG/kcmil	26-12	26-12	26-12
Nominal current I _N	20 A	20 A	5 A
Nominal voltage U _N	300 V	300 V	600 V

GOST 

LR

Double-level terminal block - PTTB 2,5-PV BU - 3000715

Approvals

GL

RS

ABS

NK

IECEE CB Scheme

mm ² /AWG/kcmil	0.2-4
Nominal current I _N	22 A
Nominal voltage U _N	500 V

GOST

cULus Recognized

Drawings

Circuit diagram

