

NOTES:

- ALL DIMENSIONS ARE IN INCHES
[MILLIMETERS]
- DIMENSIONS APPEARING IN TABLE ARE AS FOLLOWS:
a - AS SUPPLIED
b - AFTER UNRESTRICTED RECOVERY

3. COATING (ADHESIVE) IS OPTIONAL. AS SUPPLIED DIMENSIONS APPEARING IN TABLE ARE FOR UNCOATED PARTS. WHEN COATING IS ADDED, ENTRY DIAMETERS WILL BE REDUCED BY .06 MAX.

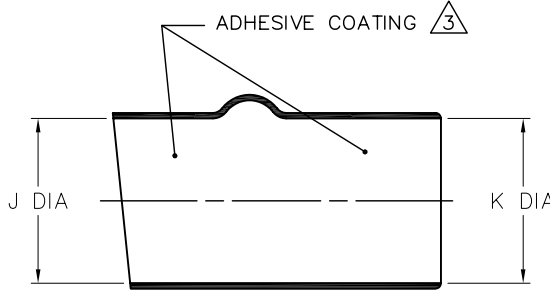
4. MOLDING PORTS ARE OPTIONAL. WHEN -00 MODIFICATION NUMBER IS SPECIFIED MOLDING PORTS WILL BE LOCATED AS SHOWN.

5. ORDERING INFORMATION

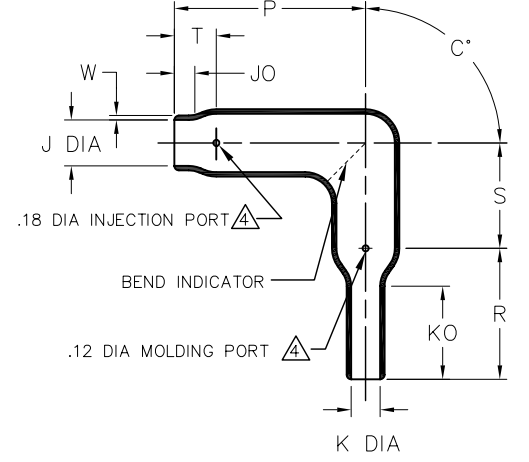
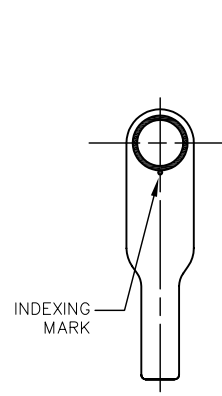
2226A045 -XX -XX /XX -0

BASE PART DESCRIPTION _____
 MATERIAL DASH NUMBER _____
 -3 POLYOLEFIN, SEMI RIGID (RT-301)
 -25 ELASTOMER, FLUID RESISTANT (RT-1325)
 -52 NUCLEAR, POLYOLEFIN (RT-1508)
 MODIFICATION NUMBER _____
 ADHESIVE SLASH NUMBER _____
 SEE COMPATIBILITY CHART BELOW
 COLOR DESIGNATOR _____

REVISIONS		
LTR	DESCRIPTION	DATE
C	REVISED PER ECO-09-018103	08/05/2009



AS SUPPLIED



AFTER UNRESTRICTED RECOVERY

TABLE OF DIMENSIONS

PART DESCRIPTION	J		K		P	R	S	T	JO	KO	C°	W	WEIGHT (LBS)
	MIN	MAX	MIN	MAX	±10%	±10%	±10%	±10%	±10%	±10%	±5%	±20%	±10%
	a	b	a	b	b	b	b	b	b	b	b	b	b
226A045	1.75 [44,5]	.75 [19,1]	1.75 [44,5]	.45 [11,4]	3.00 [76,2]	2.50 [63,5]	1.50 [38,1]	.96 [24,4]	.31 [7,9]	1.47 [37,3]	90°	.15 [3,8]	.145
226A075	2.50 [63,5]	1.06 [26,9]	2.50 [63,5]	.72 [18,3]	3.00 [76,2]	2.50 [63,5]	1.50 [38,1]	1.15 [29,2]	.31 [7,9]	1.47 [37,3]	90°	.15 [3,8]	.187

If this document is printed it becomes uncontrolled. Check for the latest revision

CUSTOMER DRAWING

COMPATIBILITY CHART

MATERIAL DASH NO.	ADHESIVE (COATING) SLASH NO.	ADHESIVE (COATING) S NO.
-3	/42	S-1017
-25	N/A	N/A
-52	N/A	N/A

UNLESS OTHERWISE SPECIFIED DIMENSIONS ARE INCHES. METRIC DIMENSIONS ARE IN BRACKETS.

DECIMAL TOLERANCES
 .XXX ± 0.005 [0.13 mm]
 .XX ± 0.01 [0.25 mm]
 .X ± 0.1 [0.50 mm]

ANGLE TOLERANCE
 .X ± 1 DEG.

TYCO ELECTRONICS RESERVES THE RIGHT TO AMEND THIS DRAWING AT ANY TIME. USERS SHOULD EVALUATE THE SUITABILITY OF THE PRODUCT FOR THEIR APPLICATION.

© 1989-2009 Tyco Electronics Corporation. All rights reserved.

DRAWN
YUNGUYEN

APPROVED
JKUSTER

THIRD ANGLE PROJECTION

Tyco Electronics Raychem Molded Parts
 305 Constitution Dr
 Menlo Park, CA 94025

TITLE
 BOOT, 90 DEGREE, G.S.E

SIZE B CODE IDENT. NO. 06090 DWG. NO. 226A045and075

DO NOT SCALE THIS DRAWING SHEET 1 OF 1