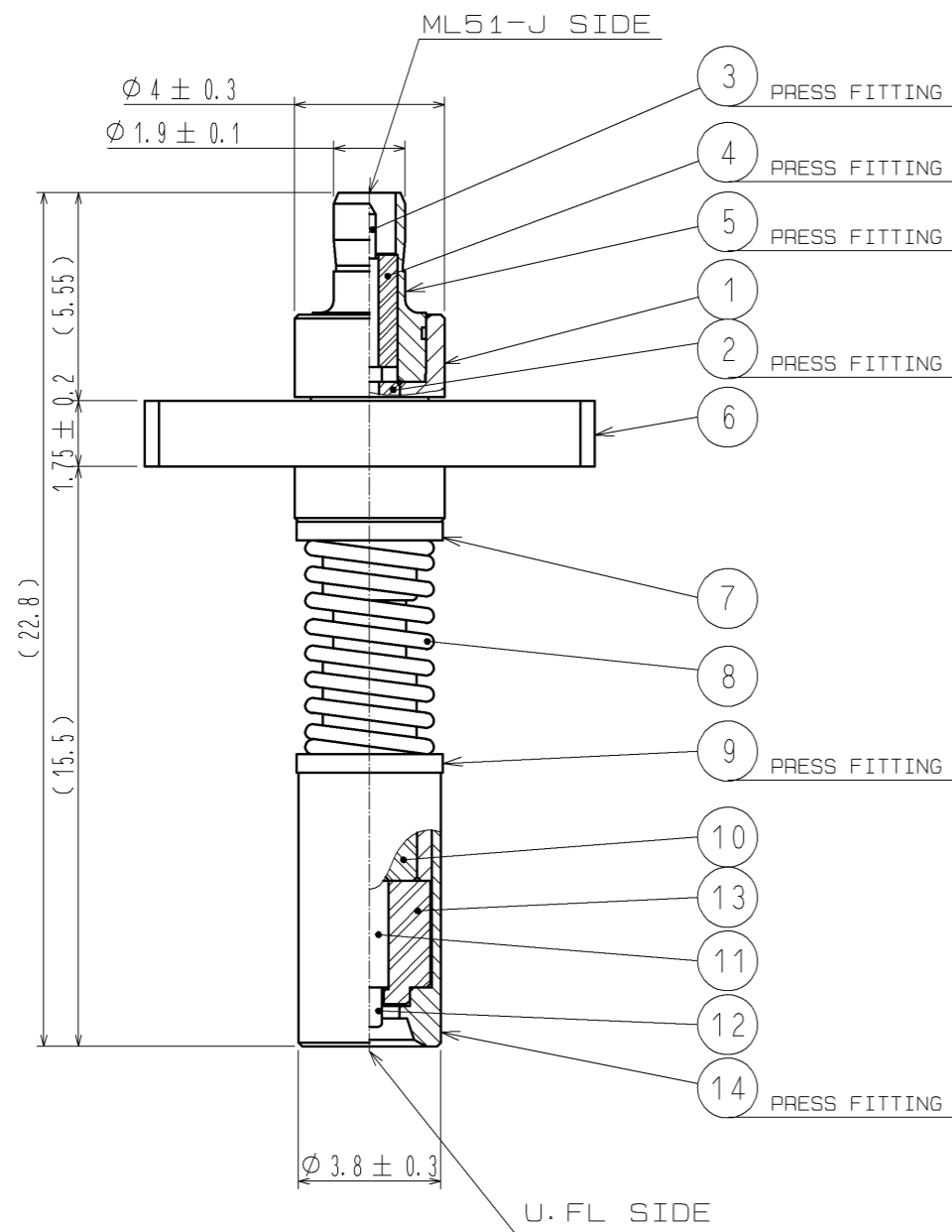
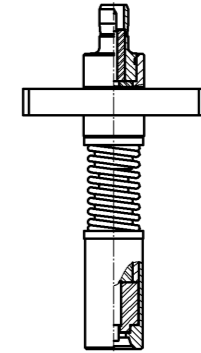



- Note 1. The floating portion of U.FLP-ML51.J-PA(F)-ST shall not be used in wrenched conditions nor to be inserted at an angle.
2. Avoid using thick cables or stiff cables which will interfere with the floating function. The cable connection shall be connected properly not to stress and wrench the floating portion.
3. All the dimensions and conditions are guaranteed only when mated to U.FL-R-SMT-1(**) manufactured by Hirose Electric Co.,Ltd.

[FLLTING POSITION]

X: ± 0.1
Y: ± 0.1



HRS DRAWING FOR REFERENCE

RoHS COMPLIANT

7	BRASS	NICKEL PLATING	14	STAINLESS STEEL	GOLD PLATING
6	BRASS	NICKEL PLATING	13	PTFE	
5	STAINLESS STEEL	GOLD PLATING	12	BERYLLIUM COPPER	GOLD PLATING
4	PTFE		11	BRASS	GOLD PLATING
3	BERYLLIUM COPPER	GOLD PLATING	10	PTFE	
2	PTFE		9	PHOSPHOR BRONZE	NICKEL PLATING
1	BRASS	NICKEL PLATING	8	STAINLESS STEEL	
NO.	MATERIAL	FINISH . REMARKS	NO.	MATERIAL	FINISH . REMARKS

UNITS mm		SCALE 5 : 1	COUNT 	DESCRIPTION OF REVISIONS	DESIGNED	CHECKED	DATE
HIROSE ELECTRIC CO., LTD.				APPROVED : MH. YAMANE 09.09.29 CHECKED : MH. YAMANE 09.09.29 DESIGNED : NK. NINOMIYA 09.09.25 DRAWN : NK. NINOMIYA 09.09.25	DRAWING NO. EDC3-327068-00 PART NO. U. FLP-ML51. J-PA(F)-ST CODE NO. CL311-0446-8-00		