

Device connector, front mounting - SF-5EP1S8AWA00 - 1620619

Please be informed that the data shown in this PDF Document is generated from our Online Catalog. Please find the complete data in the user's documentation. Our General Terms of Use for Downloads are valid (<http://phoenixcontact.com/download>)



Device connector, front mounting, straight, Screw locking, M23, Number of positions: 5+PE, Type of contact: Pin, Crimp connection, Axial O-ring, 4x Ø 3.2, shielded: yes, Cable diameter: 0 mm...0 mm, Compatible with mating connectors with SPEEDCON or M23 standard knurled nuts

The figure shows the 8-pos. (4+3+PE) product version

Why buy this product

- Consistent EMC protection for reliable connection solutions in the industrial environment
- Crimping connection: vibration- and temperature-resistant assembly



Key Commercial Data

Packing unit	1 STK
GTIN	
GTIN	4046356845939

Technical data

General

Note	Order information: Order crimp contacts 6 x Ø 2 mm separately
Type of locking	Screw locking
Coding	N
Contact connection method	Crimp connection
Type of contacts	Pin
Number of positions	6
Contact diameter of power contacts	2 mm
Nominal current per power contact at 25°C	30 A
Contact diameter of signal contacts	2 mm
Conductor entry	0 mm ... 0 mm
Mounting type	4x Ø 3.2

Ambient conditions

Device connector, front mounting - SF-5EP1S8AWA00 - 1620619

Technical data

Ambient conditions

Ambient temperature	-40 °C ... 125 °C
Degree of protection	IP67

Specifications according to DIN EN 61984:2001

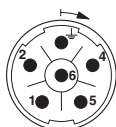
Nominal / operating voltage of power contacts	630 V
Rated surge voltage of power contacts	6 kV
Overvoltage category of power contacts	III
Degree of pollution of power contacts	3
Rated surge voltage of signal contacts	4 kV
Overvoltage category of signal contacts	III
Degree of pollution of signal contacts	3

Environmental Product Compliance

China RoHS	Environmentally Friendly Use Period = 50
	For details about hazardous substances go to tab "Downloads", Category "Manufacturer's declaration"

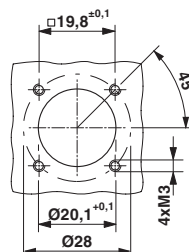
Drawings

Schematic diagram



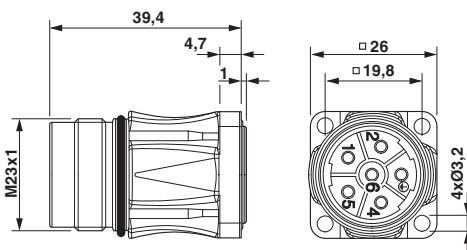
Connector pin assignment

Dimensional drawing



Installation dimensions

Dimensional drawing



Dimensional drawing

Approvals

Approvals

Device connector, front mounting - SF-5EP1S8AWA00 - 1620619


Approvals

Approvals

EAC

Ex Approvals

Approval details

EAC		B.01742
-----	---	---------

Phoenix Contact 2017 © - all rights reserved
<http://www.phoenixcontact.com>

PHOENIX CONTACT GmbH & Co. KG
Flachsmarktstr. 8
32825 Blomberg
Germany
Tel. +49 5235 300
Fax +49 5235 3 41200
<http://www.phoenixcontact.com>