

Inline terminal - IB IL 24 DO2-2A-2MBD - 2819053

Please be informed that the data shown in this PDF Document is generated from our Online Catalog. Please find the complete data in the user's documentation. Our General Terms of Use for Downloads are valid (<http://phoenixcontact.com/download>)



Inline digital output terminal block, without accessories, 2 outputs, 24 V DC, 2 A, transmission speed 2 Mbaud, 4-wire connection method

The illustration shows the version IB IL 24 DO 2-2A

Product Features

- 2 digital outputs
- Connection of actuators in 2, 3, and 4-wire technology
- Nominal current per output: 2 A
- Total current of the terminal: 4 A
- Short-circuit-proof and overload-protected outputs
- Diagnostic and status indicators



Key commercial data

Packing unit	1 pc
Weight per Piece (excluding packing)	66.2 GRM
Custom tariff number	85389091
Country of origin	Germany

Technical data

Note

Utilization restriction	EMC: class A product, see manufacturer's declaration in the download area
-------------------------	---------------------------------------------------------------------------

Dimensions

Width	12.2 mm
Height	119.8 mm
Depth	71.5 mm
Note on dimensions	Housing dimensions

Inline terminal - IB IL 24 DO2-2A-2MBD - 2819053

Technical data

Ambient conditions

Ambient temperature (operation)	-25 °C ... 55 °C
Ambient temperature (storage/transport)	-25 °C ... 85 °C
Permissible humidity (operation)	10 % ... 95 % (according to DIN EN 61131-2)
Permissible humidity (storage/transport)	10 % ... 95 % (according to DIN EN 61131-2)
Air pressure (operation)	70 kPa ... 106 kPa (up to 3000 m above sea level)
Air pressure (storage/transport)	70 kPa ... 106 kPa (up to 3000 m above sea level)
Degree of protection	IP20

Interfaces

Designation	Inline local bus
Connection method	Via data marshalling
Transmission speed	2 MBit/s

Digital outputs

Output name	Digital outputs
Connection method	Spring-cage connection
	2, 3, 4-wire
Number of outputs	2
Protective circuit	Overload protection, short-circuit protection of outputs
Output voltage	24 V DC (via voltage jumper)
Nominal output voltage	24 V DC (voltage difference at $I_{nom} \leq 1$ V)
Maximum output current per channel	2 A
Maximum output current per module	4 A
Nominal load, inductive	48 W
Nominal load, lamp	48 W
Nominal load, ohmic	48 VA

Power supply for module electronics

Supply voltage	24 V DC (via voltage jumper)
Supply voltage range	19.2 V DC ... 30 V DC
Communications power U_L	7.5 V (via voltage jumper)
Current consumption	max. 60 mA (from the local bus)
Power consumption	max. 0.45 W

General

Weight	46 g
Note on weight specifications	Without plug
Mounting type	DIN rail
Protection class	III, IEC 61140, EN 61140, VDE 0140-1

Inline terminal - IB IL 24 DO2-2A-2MBD - 2819053

Technical data

General

Test section	5 V supply, incoming remote bus/7.5 V supply (bus logics) 500 V AC 50 Hz 1 min
	5 V supply, outgoing remote bus/7.5 V supply (bus logics) 500 V AC 50 Hz 1 min
	7.5 V supply (bus logics)/24 V supply (I/O) 500 V AC 50 Hz 1 min
	24 V supply (I/O) / functional earth ground 500 V AC 50 Hz 1 min
Diagnostics messages	Short-circuit / overload of the digital outputs Error message in the diagnostic code (bus) and display (2 Hz) via the LED (D) on the module

Inline potentials

Communications power U_L	7.5 V DC
Current consumption from U_L	max. 60 mA
Main circuit supply U_M	24 V DC
Segment supply voltage U_S	24 V DC (nominal value)
Current consumption from U_S	max. 4 A

Classifications

eCl@ss

eCl@ss 4.0	27250302
eCl@ss 4.1	27250302
eCl@ss 5.0	27250302
eCl@ss 5.1	27242604
eCl@ss 6.0	27242604
eCl@ss 7.0	27242604
eCl@ss 8.0	27242604

ETIM

ETIM 2.0	EC001430
ETIM 3.0	EC001599
ETIM 4.0	EC001599
ETIM 5.0	EC001599

UNSPSC

UNSPSC 6.01	43172015
UNSPSC 7.0901	43201404
UNSPSC 11	43172015
UNSPSC 12.01	43201404
UNSPSC 13.2	43201404

Inline terminal - IB IL 24 DO2-2A-2MBD - 2819053

Approvals

Approvals

Approvals



UL Listed / cUL Listed / cULus Listed

Ex Approvals

ATEX

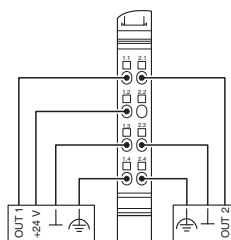
Approvals submitted

Approval details



Drawings

Connection diagram



Dimensioned drawing

