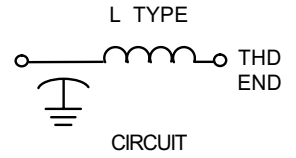
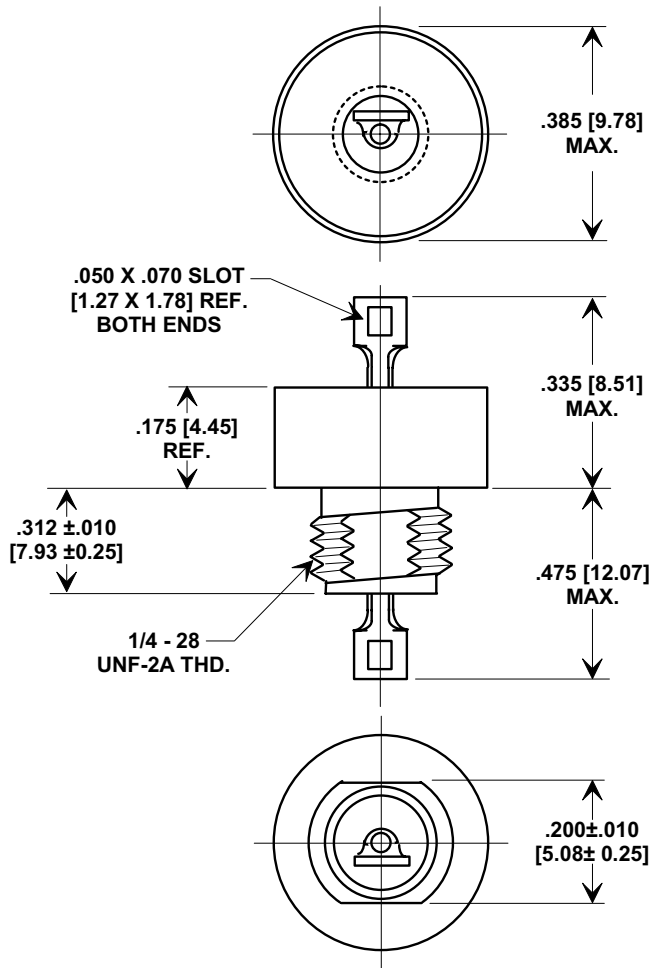
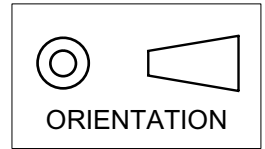


Electrical Testing  
per Tusonix standard  
test plans and Mil-Std-202  
Test Methods.

**MARKETING SALES DRAWING**  
DIMENSIONS IN INCHES - DO NOT SCALE THIS DRAWING  
DIMENSIONS IN METRIC - [ ]



**NOTES:**

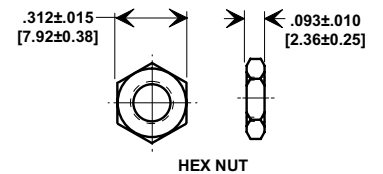
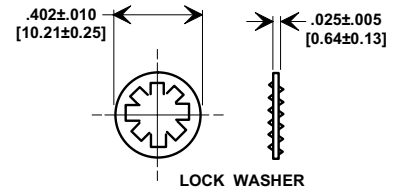
**MATERIALS:**

- BUSHING - TIN PLATED STEEL
- LEAD - SOLDER PLATED COPPER
- NUT - TIN PLATED BRASS
- L"WASHER - TIN PLATED PHOSPHOR BRONZE

**MOUNTING TORQUE: 8 lb - ins. max**

**DCR - .01Ω max.**

**MAX. SOLDER TEMPERATURE 500°F**



MIN. CAP (UF)	DWV (VDC)	I.R. MIN. @ 100 (VDC.)	WORKING VOLTAGE D.C.		CURRENT DC (AMPS)	MIN. NO LOAD INSERTION LOSS (dB) @ 25°C PER MIL-STD-220					
			85°C	125°C		30 KHz	100 KHz	300 KHz	1 MHz	10 MHz	1 GHz
1.4	250	500 M	100	50	15	15	25	34	44	60	70

<b>REVISION RECORD</b>	Original Release C.O.	0	RDN TO COMP FMP. STYLE DWG SPLIT FOR EACH VAR. S.M. 06-20-02	TABLE REVISED 50 WVDC @ 125° WAS 70WVDC @ 125° L.E. 01-17-03	5	ADDED IR & DWV. SM 03-06-03	Original Release C.O.	0	<b>TUSONIX</b> TUCSON, ARIZONA	--TOLERANCES-- Unless Otherwise Specified	Title <b>COAXIAL BROADBAND - "L" HERMETICALLY SEALED</b>	Drawn S.M. 06-20-02 Scale 3 X	Approved J.Mc. 06-20-02
	Original Release C.O.	0		20030106-1-14	6		Original Release C.O.	0					
	Original Release C.O.	0		20030304-2-14	7		Original Release C.O.	0					
	Original Release C.O.	0					Original Release C.O.	0					
										A		4601-054	

X-2015 Rev-0