

VPL20-1200

Electrical Specifications (@25C)

1. Maximum Power: 25.0VA
2. Input Voltage – **Series**: 230VAC @ 50/60Hz, **Parallel**: 115VAC @ 50/60Hz
3. Output Voltage – **Series**¹: 20.0V CT @ 1.25A, **Parallel**²: 10.0V @ 2.5A
4. Voltage Regulation: 20% TYP @ full load to no load
5. Hipot: 3500VAC between primary to secondary and windings to core.
6. Recommended Fuse³:
 - Series: Inherently Limited. No fusing required.

Parallel: Littelfuse p/n 313 3HXP, 3A 250V, slow blow, ¼ x 1 ¼ or,
Cooper Bussmann p/n BK/MDL-3, 3A 250V, ¼ x 1 ¼

Construction:

Dual winding construction with an insulated shroud, both made of a high temperature material that exceeds UL flammability requirements. Shrouds are provided over the connections of the leads to the windings on both primary and secondary coils. Devices are designed with a minimum of 6mm creepage distance between the primary and secondary and are manufactured with a Class B (130°C) insulation system.

Agency Files:

UL File: E65390, UL 5085-1 and 3 (formerly UL1585), Class 2/3
cUL: File E65390, For Canadian Use (CSA 22.2, No.66.1-06 and No.66.3-06)
TUV Certificate No.: R72103639, EN60950, Information Technology



Dimensions: Units: In inches

| A | B | C | D | E | F |
|-------|-------|-------|-------|------|-------|
| 1.937 | 3.250 | 2.125 | 2.812 | 8.00 | 0.187 |

Weight: 1.3 lbs.

Connections⁴:

Input: Series – BLK to BLU, Jumper WHT to BRN
Parallel – BLK to BLU, Jumper BLK to BRN and WHT to BLU

Output: Series – RED to GRY, Jumper YEL to VIO
Parallel – RED to GRY, Jumper RED to VIO and YEL to GRY

RoHS Compliance: As of manufacturing date February 2005, all standard products meet the requirements of 2011/65/EU, known as the RoHS initiative.

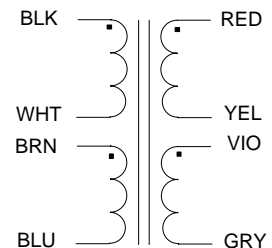
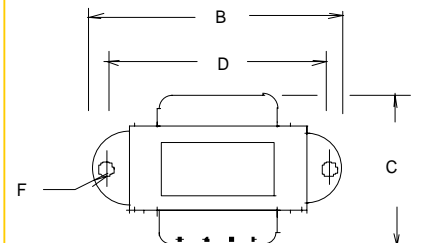
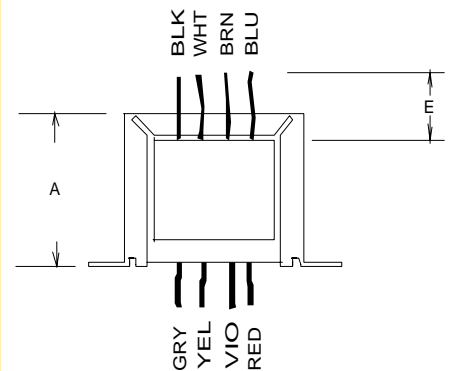
* Upon printing, this document is considered "uncontrolled". Please contact Triad Magnetics' website for the most current version.

¹ Inherently limited. Class 2 not wet, Class 3 wet.

² Non-Inherently limited. Class 2.

³ Fuse must be used on **secondary** as conditions of acceptability for UL Class2/3 operation.

⁴ Primary and secondary windings are designed to be connected in series or parallel. Winding are not intended to be used independently.



SCHEMATIC