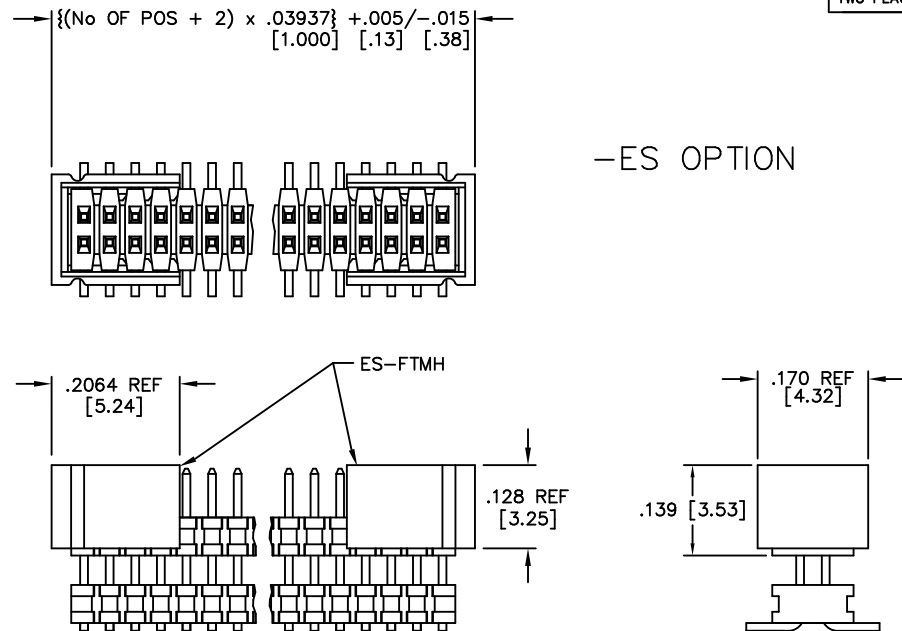


REV. AQ

FIG 4

(DIFFERENT AS SHOWN, OTHERWISE SAME AS FIG. 1)



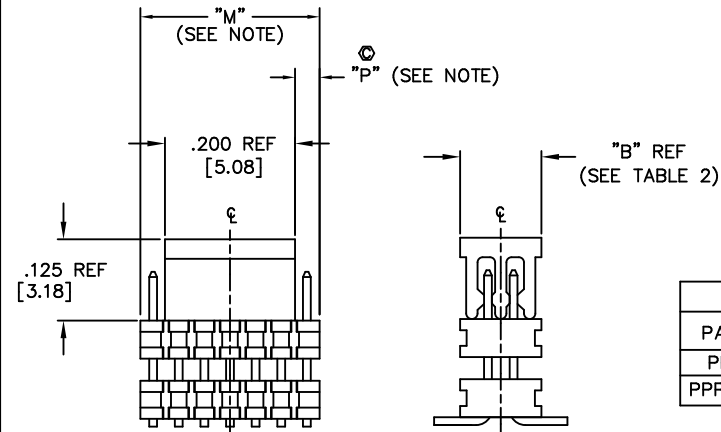
-ES OPTION

DIMENSIONS ARE IN INCHES		UNLESS OTHERWISE NOTED	TOLERANCES ARE:	TITLE:	DWG NO:
ONE PLACE DECIMALS $\pm .1$ [2.5]	THREE PLACE DECIMALS $\pm .005$ [.13]		ANGLES $\pm 3^\circ$	1mm x 1mm CENTERLINE SURFACE MOUNT BOARD STACKER ASSEMBLY	MW-XX-03-X-D-XXX-XXX-XX
TWO PLACE DECIMALS $\pm .01$ [.3]	FOUR PLACE DECIMALS $\pm .0020$ [.051]				SHEET 2 OF 3

FIG 3

(DIFFERENT AS SHOWN, OTHERWISE SAME AS FIG. 1)

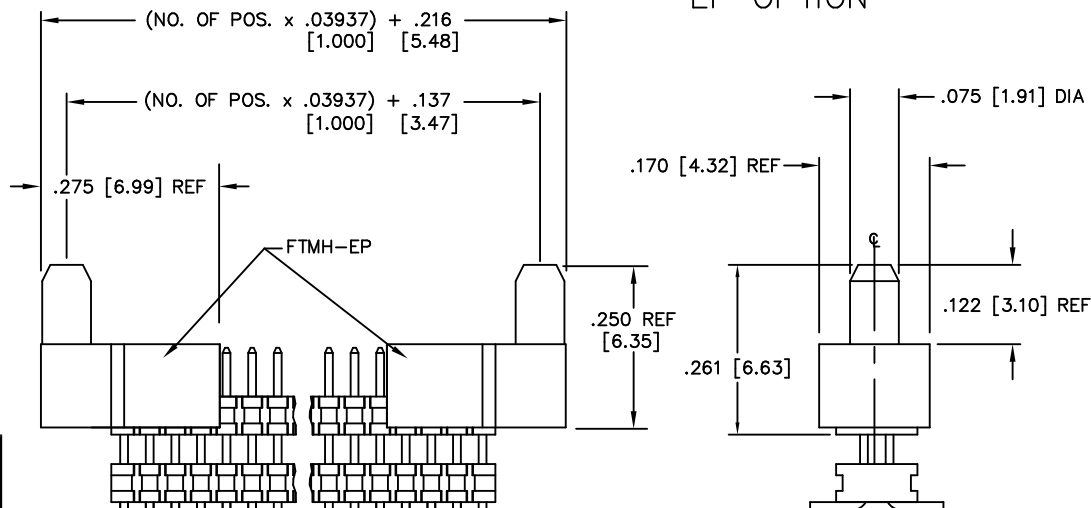
NOTE: "M" = USED MEASURED DIMENSION (REF)
 "P" = {"M" - .200 [5.08]} / 2 $\pm .020$ [.51]



PART NO.	"B"
PPP-30	.125 [3.18]
PPP-30-NT	.190 [4.83]

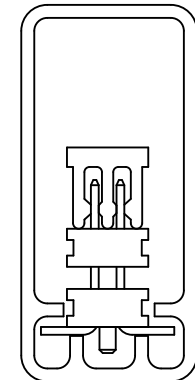
FIG 5

(DIFFERENT AS SHOWN, OTHERWISE SAME AS FIG. 1)



-EP OPTION

PACKAGING VIEW
 PARTS TO BE PACKAGED IN
 PT-1-24-02-60 TUBE USING
 2 TP-03 PLUGS.



PROPRIETARY NOTE
 THIS DOCUMENT CONTAINS INFORMATION
 CONFIDENTIAL AND PROPRIETARY TO
 SAMTEC INC. AND SHALL NOT BE
 REPRODUCED OR TRANSMITTED IN
 ANY FORM OR BY ANY MEANS
 WITHOUT THE EXPRESS WRITTEN
 CONSENT OF SAMTEC INC.

PLOT SCALE: 1 = .15
 EXISPROD/ASSEMBLY/1MM
 MW-ASM2

520 PARK EAST BLVD. NEW ALBANY, INDIANA 47150
 PHONE (812) 944-6733 P.O. BOX 1147
 CODE 55322

SHT 2 MADE BY: JONES 1-17-97	ENGL APPROVAL	MW-XX-03-X-D-XXX-XXX-XX
---------------------------------	---------------	-------------------------

SHEET 2 OF 3