

Connector in molded plastic on both sides - K-12-M23 M9/5,0-E00/M23 F8-N2 - 1619290

Please be informed that the data shown in this PDF Document is generated from our Online Catalog. Please find the complete data in the user's documentation. Our General Terms of Use for Downloads are valid (<http://phoenixcontact.com/download>)



Connector in molded plastic on both sides, Length: 5 m, Color of outer sheath: orange RAL 2003

Product Features

- Our standard: robust halogen-free PUR cable
- Simple and safe: 100% electrically tested and assembled ready for use
- Designs with pre-assembled cables on one or both sides
- High flexibility: customer-specific assemblies and cable lengths can be supplied



Key Commercial Data

Packing unit	1 pc
Custom tariff number	85444290
Country of origin	Germany

Technical data

Conductor length	5 m
Nominal current	9 A

Connector specifications

Type	straight plastic-sheathed
Housing material	Zinc die-cast
Thread type	M23
Locking type	Screw locking
Degree of protection	IP67, when in locked state
Number of positions	12
Direction of rotation	Counter direction

Connector in molded plastic on both sides - K-12-M23 M9/5,0-E00/M23 F8-N2 - 1619290

Technical data

Connector specifications

Type of contact	Socket
Insertion/withdrawal cycles	50
Contact resistance	< 0.3 mΩ
Max. current	8 A
Voltage	150 V
Overvoltage category	II
Degree of pollution	3
Rated surge voltage	1.5 kV
Ambient temperature (operation)	-40 °C ... 105 °C

Cable specifications

Type of cable	RSL9YSLC11Y
Shielded	yes
Cable structure	4 x 2 x 0.25 mm ² + 2 x 0.5 mm ²
Cable structure (AWG)	24 AWG/4pr + 20 AWG/2c
External cable diameter	8 mm
Outer sheath, material	TPU
Material wire insulation	PP
External sheath, color	orange RAL 2003
Nominal voltage, cable	300 V
Test voltage	1 kV
Rated current	9 A
Smallest bending radius, fixed installation	40 mm
Smallest bending radius, movable installation	60 mm
Ambient temperature for fixed installation	-40 °C ... 80 °C
Ambient temperature for flexible installation	-20 °C ... 60 °C

Connector specifications (second page)

Type	straight plastic-sheathed
Housing material	Zinc die-cast
Thread type	M23
Degree of protection	IP67, when in locked state
Number of positions	12
Direction of rotation	Counter direction
Type of contact	Male connector
Insertion/withdrawal cycles	50
Contact resistance	< 0.3 mΩ

Connector in molded plastic on both sides - K-12-M23 M9/5,0-E00/M23 F8-N2 - 1619290

Technical data

Connector specifications (second page)

Max. current	8 A
Voltage	150 V
Overvoltage category	II
Degree of pollution	3
Rated surge voltage	1.5 kV
Ambient temperature (operation)	-40 °C ... 105 °C

Classifications

eCl@ss

eCl@ss 4.0	27060306
eCl@ss 4.1	27060306
eCl@ss 5.0	27061801
eCl@ss 5.1	27061801
eCl@ss 6.0	27279218
eCl@ss 7.0	27279218
eCl@ss 8.0	27062011
eCl@ss 9.0	27062011

ETIM

ETIM 3.0	EC001121
ETIM 4.0	EC001855
ETIM 5.0	EC001578

UNSPSC

UNSPSC 6.01	26121604
UNSPSC 7.0901	26121604
UNSPSC 11	26121604
UNSPSC 12.01	26121604
UNSPSC 13.2	26121604

Approvals

Approvals

Approvals

UL Listed / cUL Listed / EAC / cULus Listed


Connector in molded plastic on both sides - K-12-M23 M9/5,0-E00/M23 F8-N2 - 1619290


Approvals

Ex Approvals


Approvals submitted

Approval details

UL Listed 	
Nominal current IN	5 A
Nominal voltage UN	150 V

cUL Listed 	
Nominal current IN	5 A
Nominal voltage UN	150 V

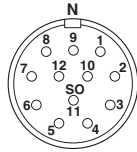
EAC

cULus Listed 	
--	--

Drawings

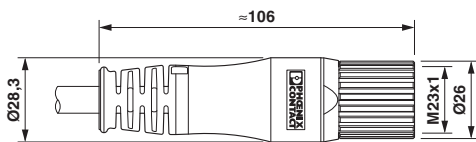
Connector in molded plastic on both sides - K-12-M23 M9/5,0-E00/M23 F8-N2 - 1619290

Schematic diagram



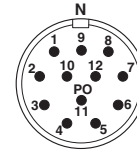
Socket pin assignment

Dimensional drawing



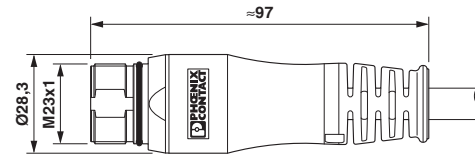
On the female side

Schematic diagram



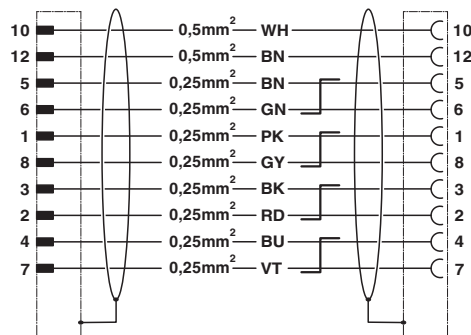
Pin assignment of pin

Dimensional drawing



Pin side

Circuit diagram



Contact assignment of M23 plugs/sockets