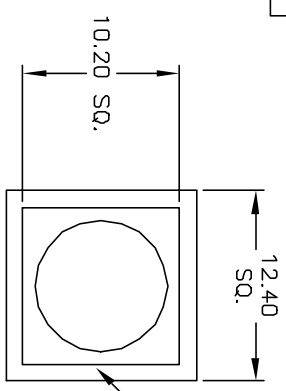
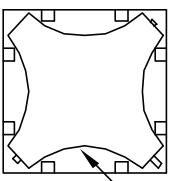


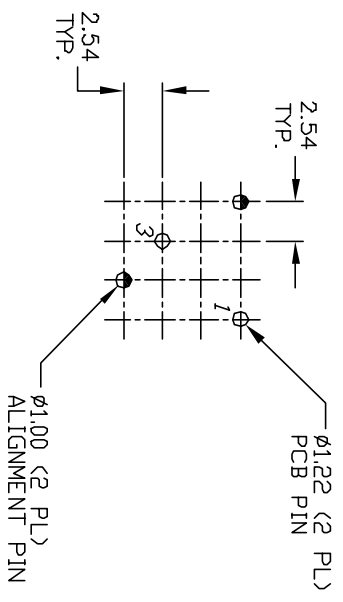
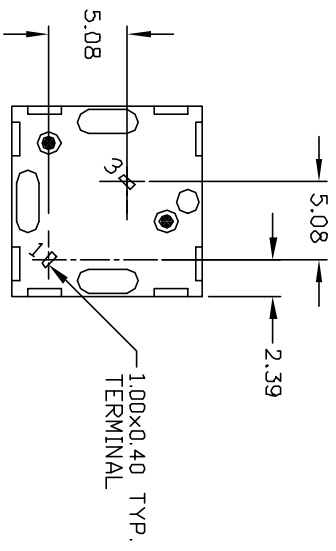
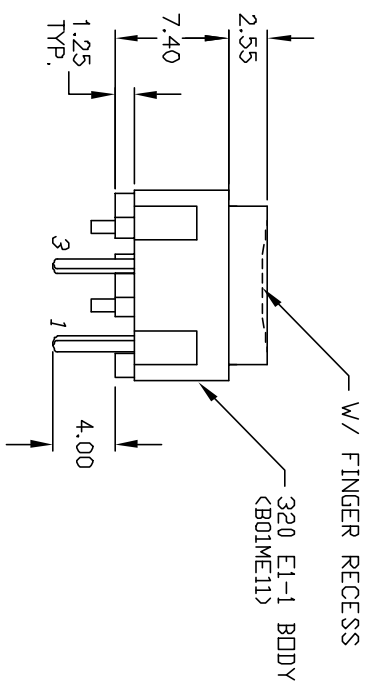
TOP VIEW -SHOW ORIENTATION OF LEGENDS
IN RESPECT TO THE PCB PIN TERMINALS.



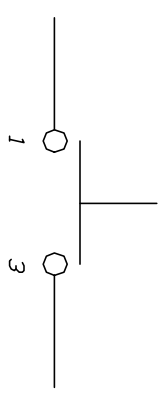
320 RED CAP
(B040003)



320 E1-1 CONTACT
(B050001)



RECOMMENDED P.C.B. LAYOUT



CONTACT CONFIGURATION

- NOTES:
1. ALL DIMENSIONS IN MM
 2. GENERAL TOLERANCE: X.X=±0.4
X.XX=±0.25
 3. RATINGS: 25mA @50VDC

REV.	ECN No.	DESCRIPTION	DATE	CHKD
A	11203	RELEASED FOR PRODUCTION	12/14/00	CJB

TITLE	SCALE	DATE	DR	DWG	REV
320 E1-1 RED	2:1	1/29/01	CJB	XB0051P	A

E-SWITCH®

THE INFORMATION CONTAINED IN THIS DOCUMENT IS PROPRIETARY TO E-SWITCH AND IS NOT TO BE COPIED OR TRANSFERRED