

Feed-through header - EMC 1,5/ 8-GF-3,81 - 1897005

Please be informed that the data shown in this PDF Document is generated from our Online Catalog. Please find the complete data in the user's documentation. Our General Terms of Use for Downloads are valid (<http://phoenixcontact.com/download>)

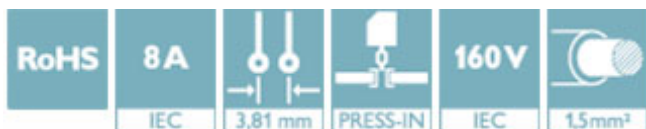
PCB headers, nominal current: 8 A, rated voltage (III/2): 160 V, number of positions: 8, pitch: 3.81 mm, color: green, contact surface: Tin, mounting: Press-in technology




The figure shows a 10-position version of the product

Why buy this product

- ✓ Long-term stable press-in connection ensures high holding force without thermal load
- ✓ Screwable flange for superior mechanical stability
- ✓ Maximum flexibility when it comes to device design – one header for connectors with different connection technologies



Key Commercial Data

Packing unit	50 STK
GTIN	 4 017918 166144
GTIN	4017918166144

Technical data

Dimensions

Length [l]	10.7 mm
Pitch	3.81 mm
Dimension a	26.67 mm
Constructional height	7 mm
Length of the solder pin	3.5 mm
Length	10.7 mm

General

Range of articles	EMC 1,5/...-GF
Insulating material group	IIIa
Rated surge voltage (III/3)	2.5 kV
Rated surge voltage (III/2)	2.5 kV

Feed-through header - EMC 1,5/ 8-GF-3,81 - 1897005

Technical data

General

Rated surge voltage (II/2)	2.5 kV
Rated voltage (III/3)	160 V
Rated voltage (III/2)	160 V
Rated voltage (II/2)	250 V
Connection in acc. with standard	EN-VDE
Nominal current I_N	8 A
Maximum load current	8 A
Insulating material	PBT
Flammability rating according to UL 94	V0
Color	green
Number of positions	8

Standards and Regulations

Connection in acc. with standard	EN-VDE
	CUL
Flammability rating according to UL 94	V0

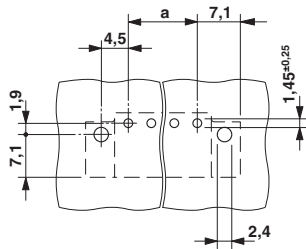
Environmental Product Compliance

REACH SVHC	Lead 7439-92-1
China RoHS	Environmentally Friendly Use Period = 50
	For details about hazardous substances go to tab "Downloads", Category "Manufacturer's declaration"

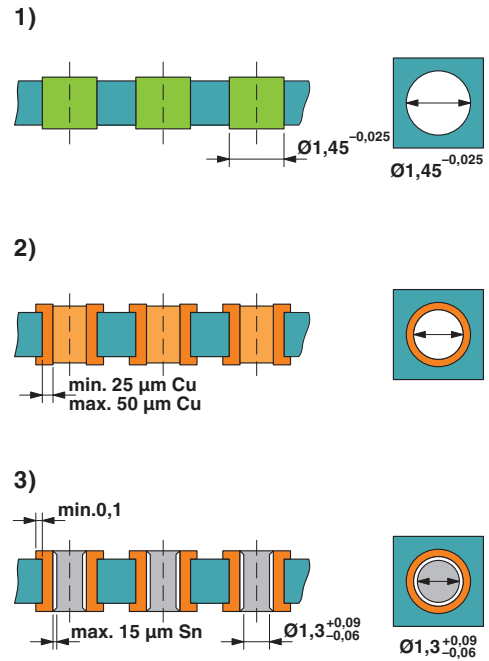
Drawings

Feed-through header - EMC 1,5/ 8-GF-3,81 - 1897005

Drilling diagram

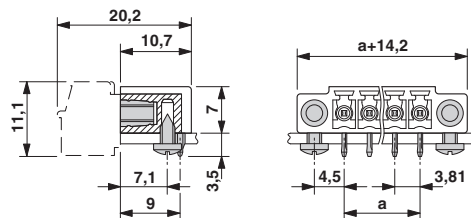


Drilling diagram



Drill hole layout in FR4 or EP-GC basic material

Dimensional drawing



Approvals

Approvals

Approvals


cULus Recognized / EAC


Ex Approvals

Approval details

Feed-through header - EMC 1,5/ 8-GF-3,81 - 1897005

Approvals

cULus Recognized		http://database.ul.com/cgi-bin/XYV/template/LISEXT/1FRAME/index.htm	E60425-20110128
	D	B	
Nominal voltage UN	300 V	300 V	
Nominal current IN	8 A	8 A	

EAC		B.01742
-----	---	---------

Phoenix Contact 2018 © - all rights reserved
<http://www.phoenixcontact.com>

PHOENIX CONTACT GmbH & Co. KG
Flachsmarktstr. 8
32825 Blomberg
Germany
Tel. +49 5235 300
Fax +49 5235 3 41200
<http://www.phoenixcontact.com>