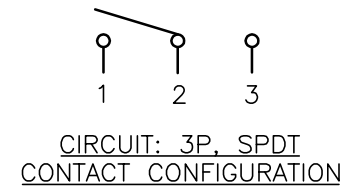
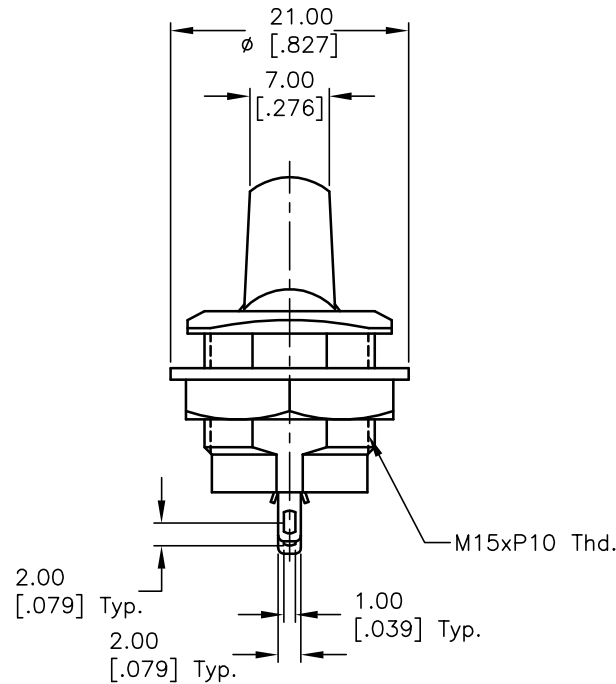
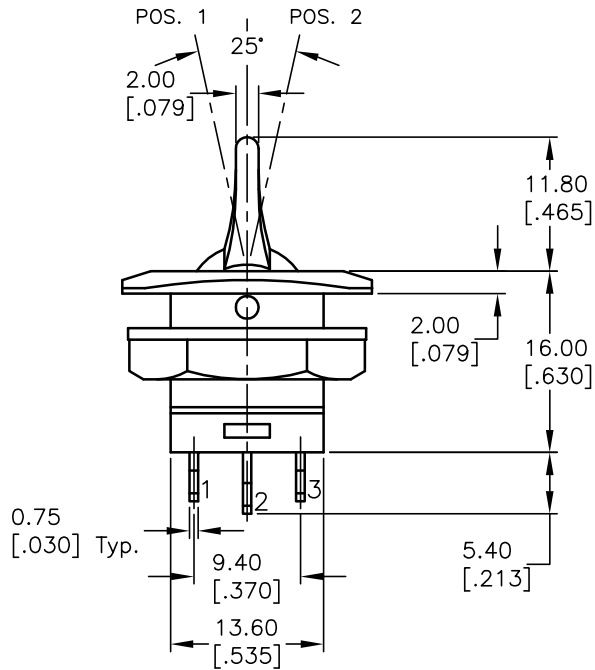


RECOMMEND PANEL MOUNTING
6MM PANEL THICKNESS MAX.



NOTES:

1. ALL DIMENSIONS IN MM [INCH]
2. GENERAL TOLERANCE: 0.0=±0.4
0.00=±0.25
3. TERM. NOS. FOR REF. ONLY
4. RATING: 6A @125V, 3A @250VAC
5. CONTACT RESISTANCE: 50m ohm Max. (INITIAL)
6. INSULATION RESISTANCE: DC 500V 100M ohm Min.
7. DIELECTRIC STRENGTH: AC 1500V 1 minute.
8. ▲ DENOTES CRITICAL PARAMETER.

▲ SWITCH FUNCTION	
POS. 1	POS. 2
ON	ON
2-3	2-1

C	14511	REMOVE HARDWARE NOTE	11/16/04	AR
B	13109	UPDATE NOTES	5/7/03	AR
A	10263	RELEASED FOR PRODUCTION		
REV.	ECN No.	DESCRIPTION	DATE	CHKD

THE INFORMATION CONTAINED IN THIS DOCUMENT IS PROPRIETARY TO E-SWITCH AND IS NOT TO BE COPIED OR TRANSFERRED

E-SWITCH®

TITLE
RR3402C 05

SCALE	DATE	DR	DWG	REV
1.5:1	7/2/99	MM	F030004	C