

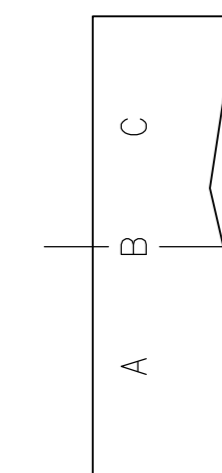
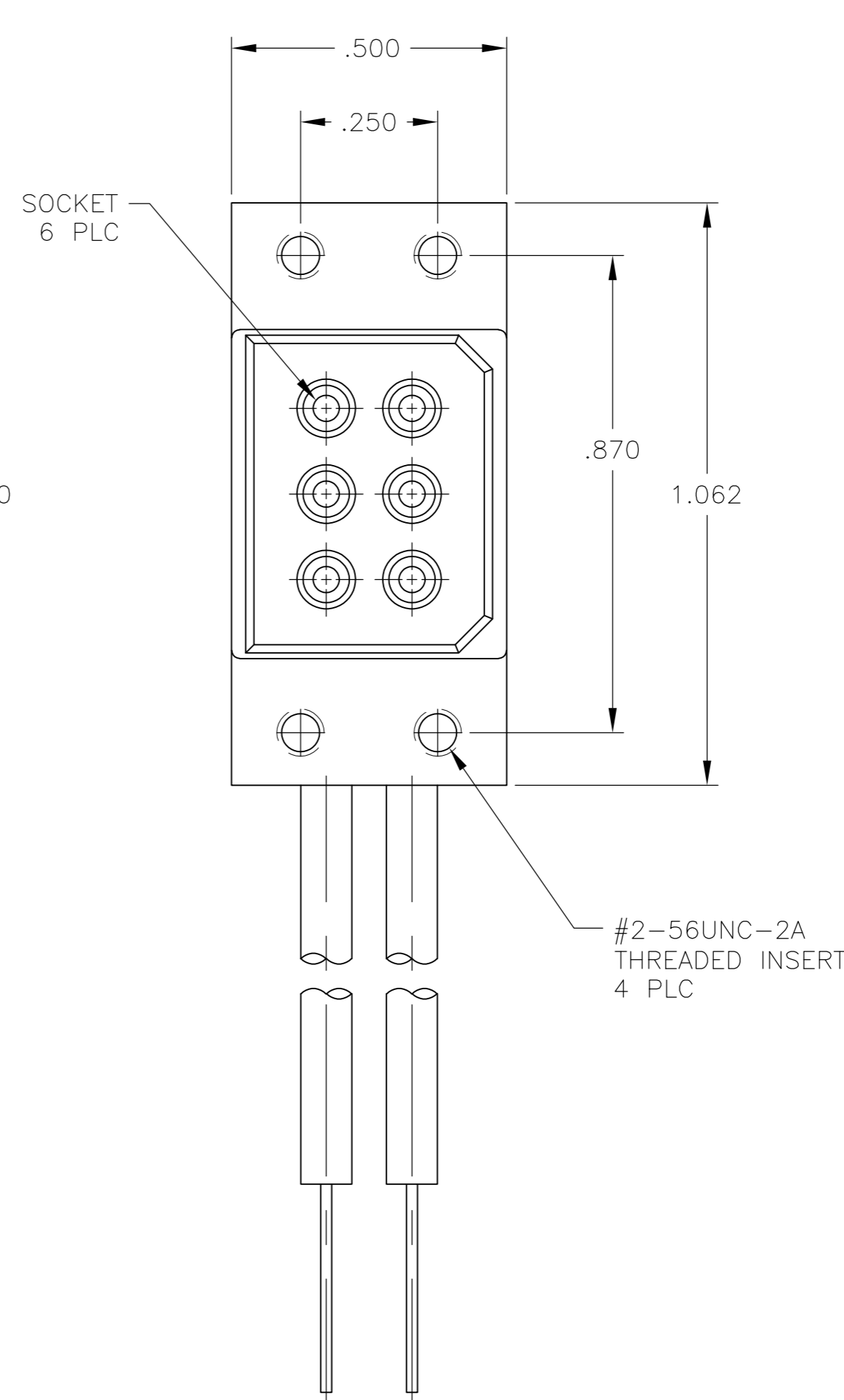
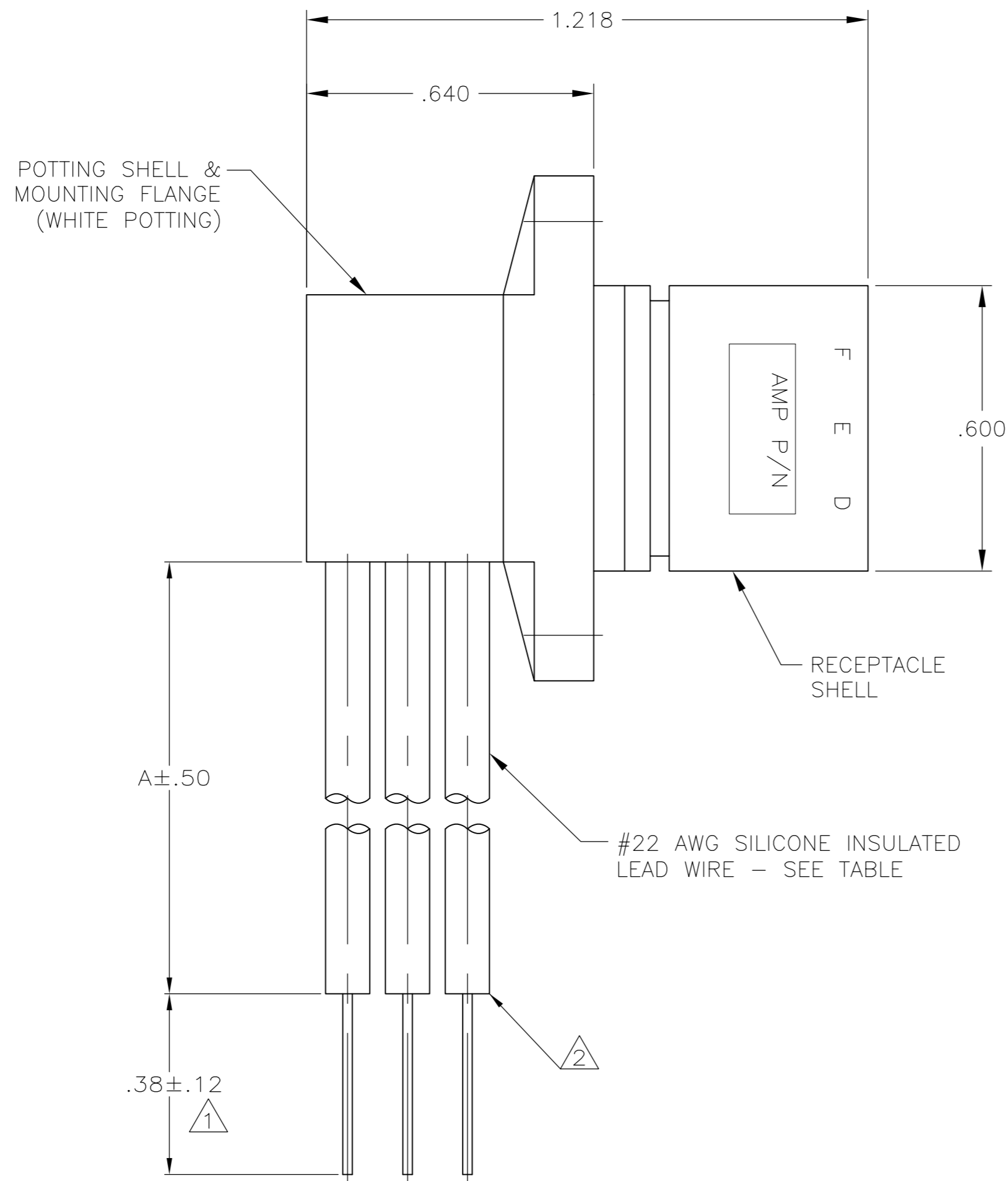
THIS DRAWING IS UNPUBLISHED. RELEASED FOR PUBLICATION - N/A .
 © COPYRIGHT N/A BY TYCO ELECTRONICS CORPORATION. ALL RIGHTS RESERVED.

LOC	DIST	REVISIONS					
DF	S0	P	LTR	DESCRIPTION	DATE	DWN	APVD
		E		REV PER ECO-07-028478	03DEC07	PY	DE

PART NO.	"A" DIM	REMARKS
867479-1	12.00	①
867479-2	24.00	①
867479-3	36.00	①
5-867479-1	12.00	②
5-867479-2	24.00	②

① PIGTAILS ARE SOLDER DIPPED.
 ② INSULATION CUT, BUT NOT REMOVED.

CAVITY IDENT	LEAD COLOR
A	BROWN
B	RED
C	GREEN
D	BLUE
E	BLACK
F	WHITE



THIS DRAWING IS A CONTROLLED DOCUMENT.		DWN R.HEPNER 20-MAY-82	Tyco Electronics Corporation Harrisburg, Pa 17105-3608	
DIMENSIONS: INCHES		CHK B.WALTERS 20-MAY-82	NAME	
TOLERANCES UNLESS OTHERWISE SPECIFIED:		APVD B.WALTERS 20-MAY-82	RECEPTACLE ASSEMBLY 6 PIN, RIGHT ANGLE SUBMINIATURE, LGH	
0 PLC ± -		PRODUCT SPEC	SIZE A2	CAGE CODE 00779
1 PLC ± -		APPLICATION SPEC	DRAWING NO C=867479	RESTRICTED TO
2 PLC ± .02		WEIGHT -	SCALE 4:1	SHEET 1 OF 1
3 PLC ± .010		CUSTOMER DRAWING	REV E	
4 PLC ± -				
ANGLES ± -				
FINISH -				