

**NOTES:**

- ① MAT'L: COPPER (STOCK TKN.  $\frac{.031}{.79}$   $\frac{+}{-}$  .001)  
PLATING: ELECTRO-TIN (.0003 MIN.)
- ② BRAZED SEAM

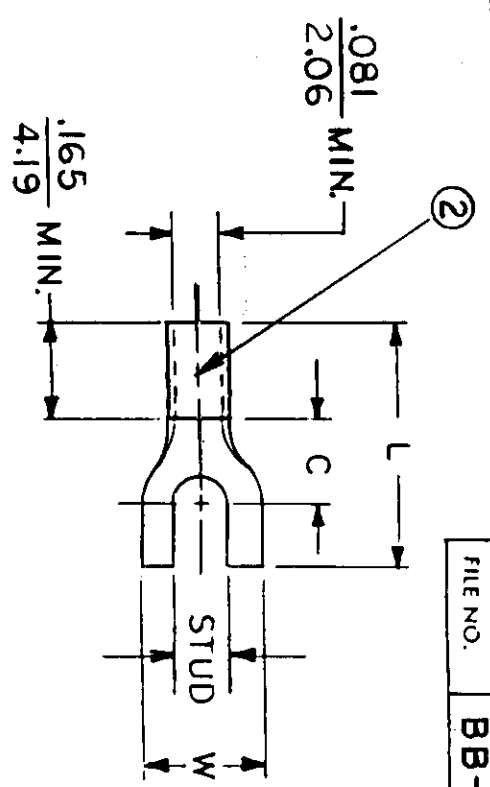
STUD SIZES: ( $\frac{+}{-}$ .005)

- 02 = .094
- 04 = .119
- 06 = .146
- 08 = .173
- 10 = .198
- 14 = .265
- 56 = .328
- 38 = .390

"UL" LISTING #E32244  
"CSA" LISTING #18689

ALL DIMENSIONS =  $\frac{\text{INCHES}}{\text{MM}}$

FILE NO. **BB-CD-303-02**



WIRE SIZE: 16 - 14 AWG  
1.0 - 2.5 MM<sup>2</sup>

PART NUMBER	"W" ±.010	"C" MIN.	"L" MAX.	AVAILABLE STUD SIZES
BB-307-	$\frac{.245}{6.22}$	$\frac{.209}{5.31}$	$\frac{.565}{14.35}$	04, 06
BB-324-	$\frac{.295}{7.49}$	$\frac{.211}{5.36}$	$\frac{.564}{14.33}$	04, 06, 08
BB-327-	$\frac{.362}{9.19}$	$\frac{.269}{6.83}$	$\frac{.687}{17.45}$	06, 08, 10

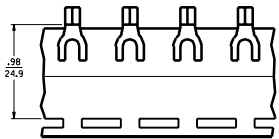
  

DIMENSIONAL TOLERANCES UNLESS OTHERWISE SPECIFIED		REFERENCE	SCALE:	NTS	DATE	TITLE:
FRAC.	DEC.	ANG.	DRWN. BY:	JJ	11-27-84	SPADE TONGUE TERMINAL
±	±	±	CHKD. BY:	GT	12-4-84	VERSAKRIMP 300-SERIES
			APPRD. BY:			

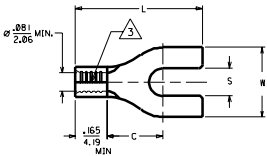
  

DWG. NO.	A	CUSTOMER DWG.
----------	---	---------------

MATERIAL NUMBER	ALTERNATE NUMBER	STUD SIZE	"S" ±.005/(0.13)	"W" ±.010/(0.25)	"C"	"L"	PACKAGING
191470040	BB-307-04	4	.119/(3.02)	.245/(6.22)	.209/(5.31)	.565/(14.35)	LOOSE PIECE
191470042	BB-307-06	6	.146/(3.71)	.245/(6.22)	.209/(5.31)	.565/(14.35)	
191470044	BB-324-04	4	.119/(3.02)	.295/(7.49)	.211/(5.36)	.564/(14.33)	
191470046	BB-324-06	6	.146/(3.71)	.295/(7.49)	.211/(5.36)	.564/(14.33)	
191470048	BB-324-08	8	.173/(4.39)	.295/(7.49)	.211/(5.36)	.564/(14.33)	
191470050	BB-327-06	6	.146/(3.71)	.362/(9.19)	.269/(6.83)	.687/(17.45)	
191470052	BB-327-08	8	.173/(4.39)	.388/(9.85)	.269/(6.83)	.687/(17.45)	
191470054	BB-327-10	10	.198/(5.03)	.388/(9.85)	.269/(6.83)	.687/(17.45)	
191470041	BB-307-04T	4	.119/(3.02)	.245/(6.22)	.209/(5.31)	.565/(14.35)	TAPE MOUNTED
191470043	BB-307-06T	6	.146/(3.71)	.245/(6.22)	.209/(5.31)	.565/(14.35)	
191470045	BB-324-04T	4	.119/(3.02)	.295/(7.49)	.211/(5.36)	.564/(14.33)	
191470047	BB-324-06T	6	.146/(3.71)	.295/(7.49)	.211/(5.36)	.564/(14.33)	
191470049	BB-324-08T	8	.173/(4.39)	.295/(7.49)	.211/(5.36)	.564/(14.33)	
191470051	BB-327-06T	6	.146/(3.71)	.362/(9.19)	.269/(6.83)	.687/(17.45)	
191470053	BB-327-08T	8	.173/(4.39)	.388/(9.85)	.269/(6.83)	.687/(17.45)	
191470055	BB-327-10T	10	.198/(5.03)	.388/(9.85)	.269/(6.83)	.687/(17.45)	



PARTS ON TAPE



- NOTES:  
 1. MATERIAL: COPPER .031/(.79) THICK.  
 2. PLATING: ELECTRO-TIN.  
 3. BRAZED SEAM.  
 4. ALL DIMENSIONS IN INCHES/(MM).

CUSTOMER DRAWING

VOIDS BB-CD-303-02 ETC 999-0955 1999/11/12 HEB	
LTR.	REVISIONS

DIMENSIONS GIVEN METRIC INCH				REVISE ONLY ON CAD SYSTEM			
UNLESS OTHERWISE SPECIFIED TOLERANCES ARE AS FOLLOWS				TITLE			
1 PLACE	± .005	F	---	SPADE TONGUE TERMINAL			
2 PLACE	± .01	F	0.13	16-14 AWG			
3 PLACE	---	F	0.25	VERSAKRIMP.300-SERIES			
DRAFT MADE APPLICABLE MUST REMAIN WITHIN DIMENSIONS							
PART NO. HEB RWD				SEE TABLE SD-19147-002			
SCALE 4:1				FILE NAME: 15112902 THIS DRAWING CONTAINS INFORMATION THAT IS PROPRIETARY TO ETC INC. AND SHOULD NOT BE USED WITHOUT WRITTEN PERMISSION.			
DATE: 1/99	BY: RWD	CHKD: HEB	APPV: HEB	DATE: 1/99	1 OF 1	DATE: 1/99	11/12