



MMBT4401

NPN General Purpose Amplifier

Features

- Halogen free available upon request by adding suffix "-HF"
- Surface Mount SOT-23 Package
- Capable of 350mWatts of Power Dissipation
- Operating and Storage Junction Temperatures: -55°C to 150°C
- $I_C=600\text{mA}$
- Marking: 2X/M4A
- Lead Free Finish/RoHS Compliant ("P" Suffix designates RoHS Compliant. See ordering information)
- Epoxy meets UL 94 V-0 flammability rating
- Moisture Sensitivity Level 1

Electrical Characteristics @ 25°C Unless Otherwise Specified

Symbol	Parameter	Min	Max	Units
OFF CHARACTERISTICS				
$V_{(BR)CEO}$	Collector-Emitter Breakdown Voltage* ($I_C=1.0\text{mA}$, $I_B=0$)	40		Vdc
$V_{(BR)CBO}$	Collector-Base Breakdown Voltage ($I_C=10\text{mA}$, $I_E=0$)	60		Vdc
$V_{(BR)EBO}$	Emitter-Base Breakdown Voltage ($I_E=0.1\text{mA}$, $I_C=0$)	6.0		Vdc
I_{BL}	Base Cutoff Current ($V_{CE}=35\text{Vdc}$, $V_{BE}=0.4\text{Vdc}$)		0.1	μA
I_{CEX}	Collector Cutoff Current ($V_{CE}=35\text{Vdc}$, $V_{BE}=0.4\text{Vdc}$)		0.1	μA

ON CHARACTERISTICS

h_{FE}	DC Current Gain* ($I_C=0.1\text{mA}$, $V_{CE}=1.0\text{Vdc}$) ($I_C=1.0\text{mA}$, $V_{CE}=1.0\text{Vdc}$) ($I_C=10\text{mA}$, $V_{CE}=1.0\text{Vdc}$) ($I_C=150\text{mA}$, $V_{CE}=1.0\text{Vdc}$) ($I_C=500\text{mA}$, $V_{CE}=1.0\text{Vdc}$)	20		
		40		
		80	300	
		40		
$V_{CE(sat)}$	Collector-Emitter Saturation Voltage ($I_C=150\text{mA}$, $I_B=15\text{mA}$) ($I_C=500\text{mA}$, $I_B=50\text{mA}$)		0.4 0.75	Vdc
$V_{BE(sat)}$	Base-Emitter Saturation Voltage ($I_C=150\text{mA}$, $I_B=15\text{mA}$) ($I_C=500\text{mA}$, $I_B=50\text{mA}$)	0.75	0.95 1.2	Vdc

SMALL-SIGNAL CHARACTERISTICS

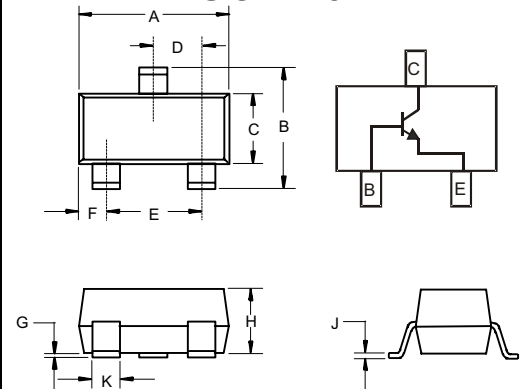
f_T	Current Gain-Bandwidth Product ($I_C=20\text{mA}$, $V_{CE}=10\text{Vdc}$, $f=100\text{MHz}$)	250		MHz
C_{cb}	Collector-Base Capacitance ($V_{CB}=5.0\text{Vdc}$, $I_E=0$, $f=1.0\text{MHz}$)		6.5	pF
C_{eb}	Emitter-Base Capacitance ($V_{BE}=0.5\text{Vdc}$, $I_C=0$, $f=1.0\text{MHz}$)		30.0	pF

SWITCHING CHARACTERISTICS

t_d	Delay Time	($V_{CC}=30\text{Vdc}$, $V_{BE}=0.2\text{Vdc}$)	15	ns
t_r	Rise Time	($I_C=150\text{mA}$, $I_{B1}=15\text{mA}$)	20	ns
t_s	Storage Time	($V_{CC}=30\text{Vdc}$, $I_C=150\text{mA}$)	225	ns
t_f	Fall Time	($I_{B1}=I_{B2}=15\text{mA}$)	30	ns

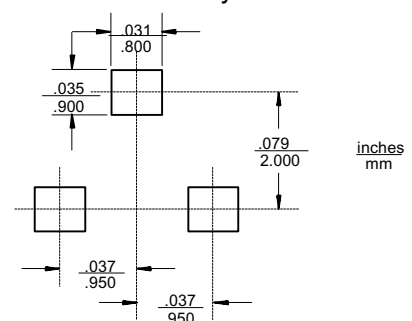
*Pulse Width $\leq 300\mu\text{s}$, Duty Cycle $\leq 2.0\%$

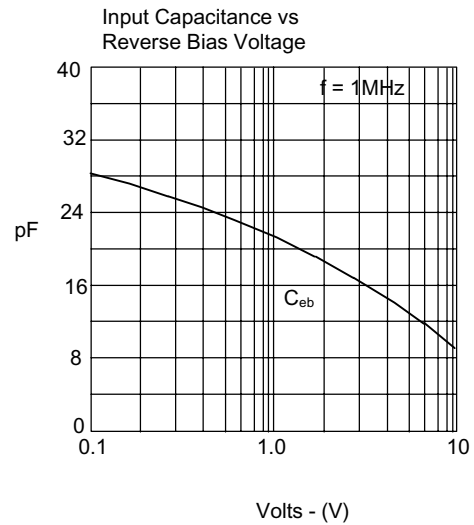
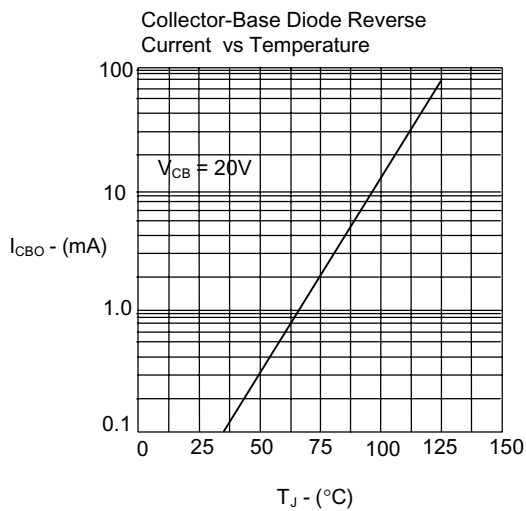
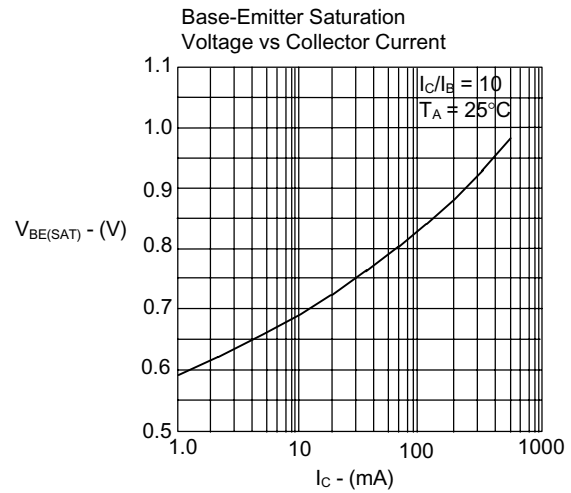
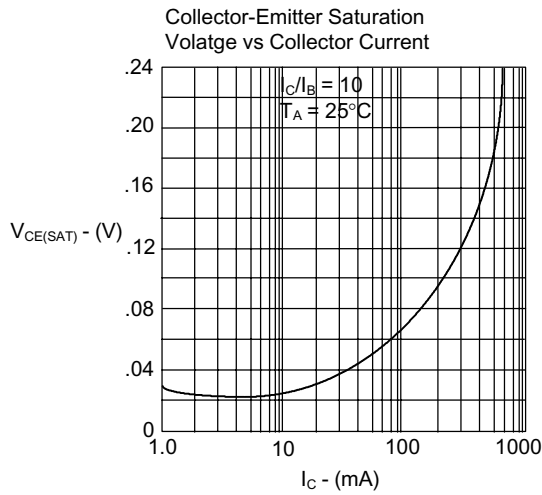
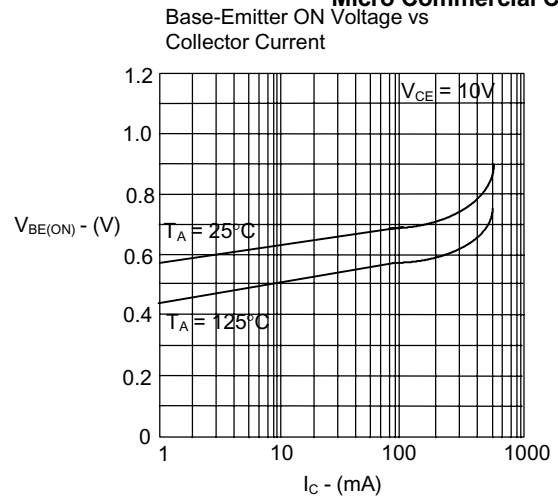
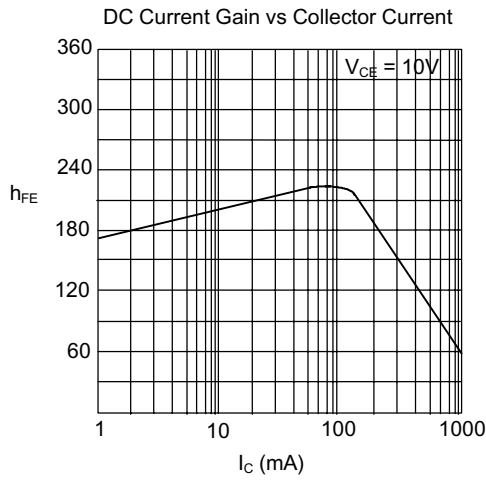
SOT-23



DIM	INCHES		MM		NOTE
	MIN	MAX	MIN	MAX	
A	.110	.120	2.80	3.04	
B	.083	.104	2.10	2.64	
C	.047	.055	1.20	1.40	
D	.035	.041	.89	1.03	
E	.070	.081	1.78	2.05	
F	.018	.024	.45	.60	
G	.0005	.0039	.013	.100	
H	.035	.044	.89	1.12	
J	.003	.007	.085	.180	
K	.015	.020	.37	.51	

Suggested Solder Pad Layout

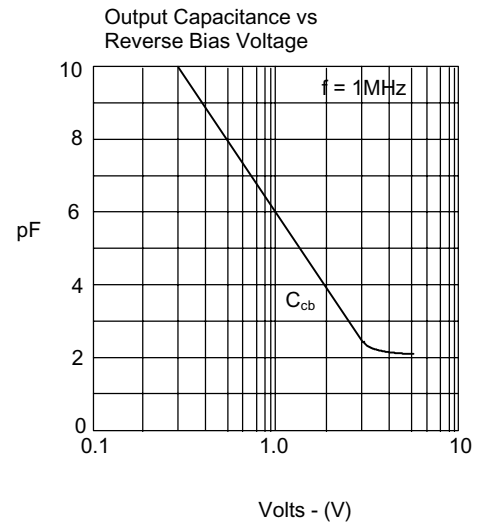
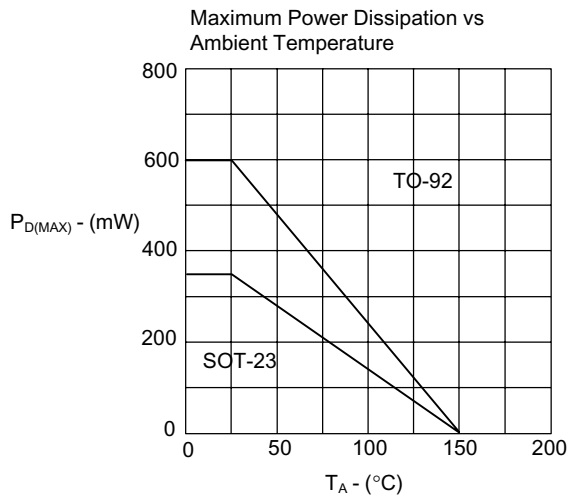




MMBT4401



Micro Commercial Components





Micro Commercial Components

Ordering Information :

Device	Packing
Part Number-TP	Tape&Reel; 3Kpcs/Reel

Note : Adding "-HF" suffix for halogen free, eg. Part Number-TP-HF

IMPORTANT NOTICE

Micro Commercial Components Corp. reserves the right to make changes without further notice to any product herein to make corrections, modifications, enhancements, improvements, or other changes. **Micro Commercial Components Corp.** does not assume any liability arising out of the application or use of any product described herein; neither does it convey any license under its patent rights, nor the rights of others. The user of products in such applications shall assume all risks of such use and will agree to hold **Micro Commercial Components Corp.** and all the companies whose products are represented on our website, harmless against all damages.

LIFE SUPPORT

MCC's products are not authorized for use as critical components in life support devices or systems without the express written approval of Micro Commercial Components Corporation.

CUSTOMER AWARENESS

Counterfeiting of semiconductor parts is a growing problem in the industry. Micro Commercial Components (MCC) is taking strong measures to protect ourselves and our customers from the proliferation of counterfeit parts. MCC strongly encourages customers to purchase MCC parts either directly from MCC or from Authorized MCC Distributors who are listed by country on our web page cited below. Products customers buy either from MCC directly or from Authorized MCC Distributors are genuine parts, have full traceability, meet MCC's quality standards for handling and storage. **MCC will not provide any warranty coverage or other assistance for parts bought from Unauthorized Sources.** MCC is committed to combat this global problem and encourage our customers to do their part in stopping this practice by buying direct or from authorized distributors.

www.mccsemi.com