

SIGN	DATE	DESCRIPTION	APPROVER


N = Number of poles
 Dim L = (N-1) × 7.0 + 3.5
 Dim P = (N-1) × 7.0

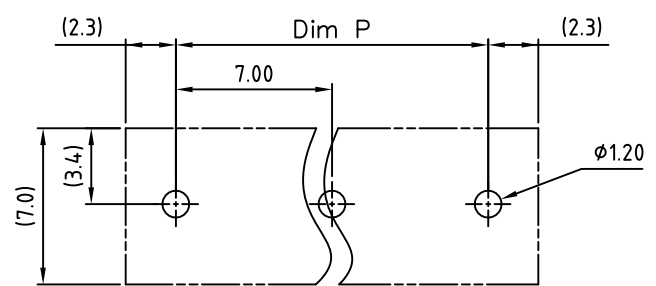
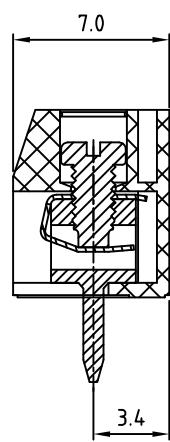
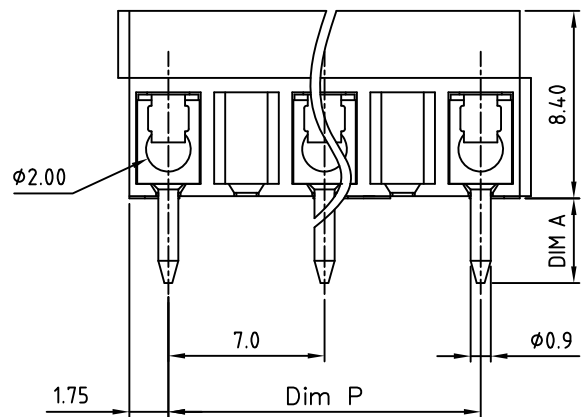
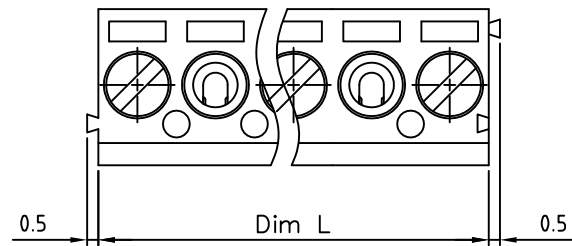
	Dim L	Dim P
2-4p	±0.15	±0.10
5-9p	±0.25	±0.25
9-12p	±0.40	±0.30

Material

- Terminal body (metal housing): Brass (CuZn), Tin plated
- Terminal screw: Steel Zinc plating "-" slot type
- Wire guard: stainless steel
- Insulator (housing): PA66 (UL94V-0)


Electrical UL / CSA

- Voltage rating: 125V/125V
- Current rating: 10A/10A
- Wire range:
 - Solid wire (AWG): 16-26 / 16-26
 - Stranded wire (AWG): 16-26 / 16-26
- Torque: 1.7Lb-In / 4kgf.cm
- Screw: M2
- Wire strip length: 5-6mm
- Withstanding Voltage: 1.25KV/1.25KV
- Operating temperature: -40°C to +115°C
- Soldering temperature: 260°C ± 5°C / 5 Sec
- Safety Approval: 



P.C.B. LAYOUT

OST ON-SHORE TECHNOLOGY, INC.

TITLE		OSTTE 7.0mm series "-" screw (Solid Block)			
PART NO.	OSTTEXX11X4	DWG NO.	OSTTEXX11X4.DWG		
APPROVED	CHECKED	DESIGNED	DRAWN	CUST NO.	Tolerance
		Tason 2010.07.09	Tason 2010.07.09		X. ±0.50
					UNIT: mm
				SHEET: 01/01	X.XX ±0.10
				REV.: B	X° ±1°