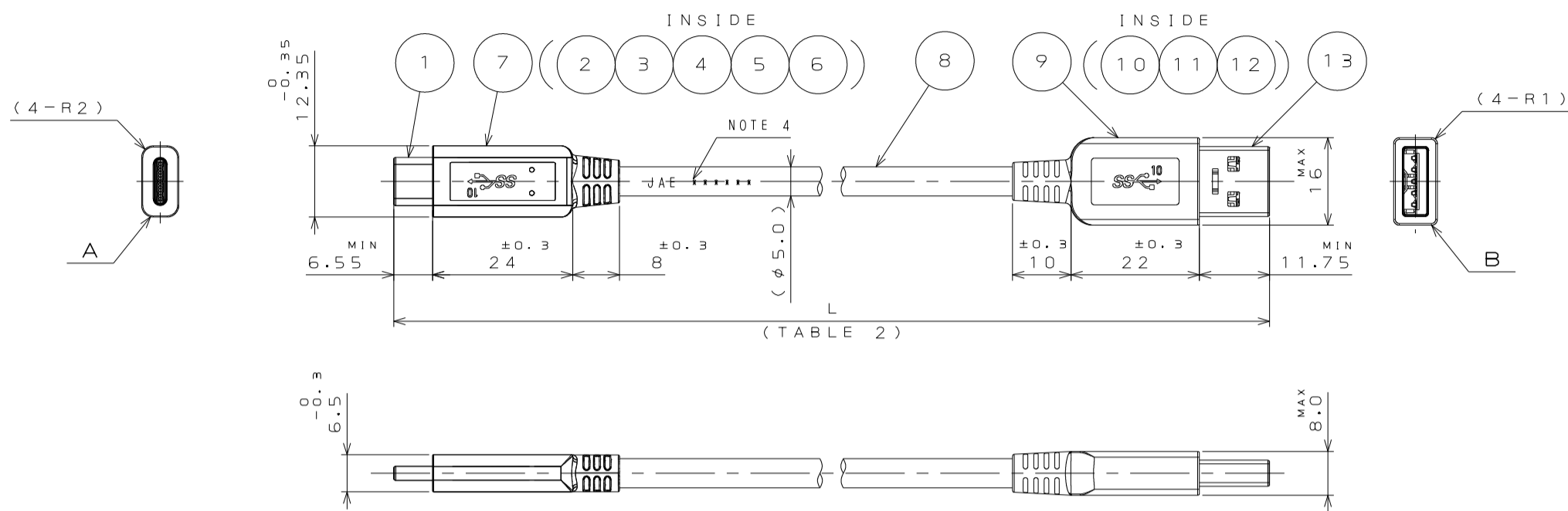
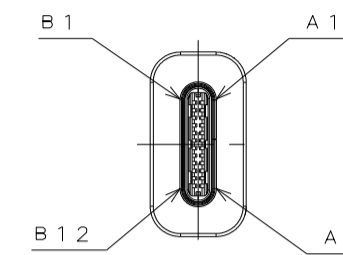


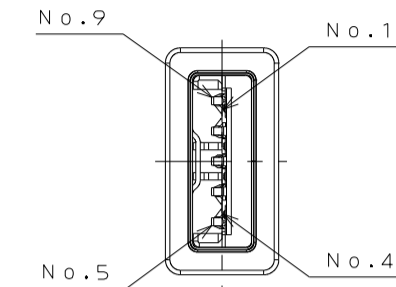
版数 VER.	年月日 DATE	CN NO.	変更内容 DESCRIPTION	製図 DR.	担当 CHK.	査閲 APPD.	承認 APPD.



CONN2
(Std.A)



DETAIL A
(SCALE 2:1)



DETAIL B
(SCALE 2:1)

TABLE 1 (NOTE 1)

TYPE-C			WIRE AREA	STD.-A	
PIN NUMBER	SIGNAL NAME	PADDLE CARD AREA		SIGNAL NAME	PIN NUMBER
A 1	GND		V BUS	1	
A 2	SSTXp1		D n 1	2	
A 3	SSTXn1		D p 1	3	
A 4	V BUS		GND	4	
A 5	CC	56kΩ	SSRXn	5	
A 6	D p 1		SSRXp	6	
A 7	D n 1		GND	7	
A 8	SBU1		SSTXn	8	
A 9	V BUS		SSTXp	9	
A 10	SSRXn2				
A 11	SSRXp2				
A 12	GND				
B 1	GND				
B 2	SSTXp2				
B 3	SSTXn2				
B 4	V BUS				
B 5	V CONN				
B 6					
B 7					
B 8	SBU2				
B 9	V BUS				
B 10	SSRXn1	10nF			
B 11	SSRXp1				
B 12	GND				
SHELL	SHIELD		SHIELD	SHELL	

TABLE 2 (NOTE 3)

Harness Item	L (CABLE LENGTH)	USB VERSION	USB LOGO VERSION	
			TYPE-C	TYPE-A
DX07519S10L19294	1000 ±30	USB3.1 Gen2		

LOT No.
6 V 7 9 0 7
DAY
MONTH(Oct.:0, Nov.:X, Dec.:Y)
YEAR
PRODUCTION AREA

Nomenclature
命名法
DX07519S**L*****
MODIFICATION CODE
CABLE SPEC(2)
L:Gen2 3A
CABLE LENGTH
10:1 meter
COLOR OF CABLE
S:BLACK(PVC)
CABLE SPEC(1)
19:USB3.1 C to A
MODIFICATION CODE
5:PLUG
SERIES

NOTE1. CIRCUIT SCHEMATIC OF PADDLE CARD IS SHOWN IN TABLE1.
2. THIS CABLE ASSEMBLY IS FOR "USB3.1 TYPE-C TO STANDARD-A" SPEC.
3. USB VERSION AND USB LOGO VERSION ARE SHOWN IN TABLE2.
4. LOT NUMBER IS MARKED BETWEEN EACH OUTER MOLD.
5. 100% OPEN,SHORT & MIS-WIRE TEST.

NO.	DESCRIPTION	QTY.	MATERIAL	仕上 FINISH	備考 REMARKS
13	USB3.1 STD.A-01	1			
12	LOCATOR	1	GLASS FILLED NYLON		
11	INNER MOLD	1	PA		
10	AUXILIARY MEMBERS		ADHESIVE, ETC		
9	OUTER MOLD	1	PVC		COLOR:BLACK
8	CABLE	1	PVC(JACKET)		COLOR:BLACK
7	OUTER MOLD	1	PVC		COLOR:BLACK
6	INNER MOLD	1	PA		
5	AUXILIARY MEMBERS		HEAT RESISTING TAPE, ADHESIVE, ETC		
4	LOCATOR	1	GLASS FILLED NYLON		
3	BACK SHELL	2	STAINLESS STEEL		
2	PADDLE CARD	1	GLASS-CLOTH FILLED EPOXY MULTILAYER		
1	DX07P024AJ5	1			SJ118710
符号 NO.	名称 DESCRIPTION	個数 QTY.	材料 MATERIAL	仕上 FINISH	備考 REMARKS
仕様書 (SPECIFICATION)	JACS-40187	第1版 (ORIGINAL DATE)	13.Sep.2017	尺度 (SCALE)	1:1
公差 (GENERAL TOLERANCE)		製図 DR.		名称 (TITLE)	DX07519S***19294
寸法 (DIMENSION)		担当 CHK.	T.YAMAGUCHI	製図 DR.	
角度 (ANGLES)		査閲 APPD.	M.KIMURA	承認 APPD.	
. ±	×° ±	承認 APPD.	N.ANDOU	承認 APPD.	
.X ±	×°X ±				
.XX ±					
.XXX ±	単位 (UNIT):mm				
				質量 (MASS)	
					図面番号 (DRAWING NO.)
					SJ119294
					版数 (VER.)
					1