

## TOP 2000 6 s 12 min Part number 88225019



- Multi-function
- Multi-range
- Mono-voltage
- 1 timed changeover + 1 instantaneous contact
- Elapsed time can be saved mechanically in the event of a break in supply
- Progress of a cycle displayed
- Housing for DIN rail mounting

### Part numbers

Type	Functions	Relay outputs	Voltage
88 225 019 6 s 12 min	Multi-function : 2 - 3 - 4	1 timed changeover 5 A1 instantaneous	42 →48 V AC

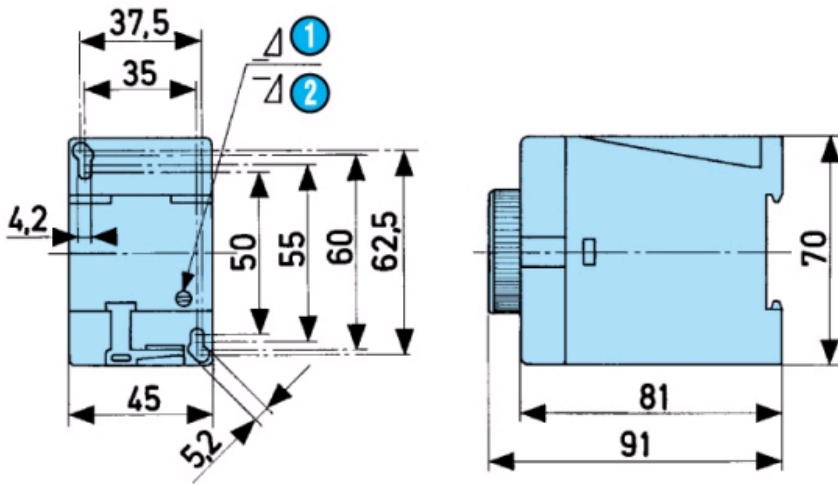
### Specifications

Precision limit error	±2 % (±5 % / 6 s)
Repetition accuracy	±1,5 % (±4 % / 6 s)
Reset time	0,20 s
Timed two-pole	1
Instantaneous single pole	1
Thermal rating	6,3 A
Rating (cos φ = 0.41) 10 <sup>4</sup> operations	5 A - 230 V
Voltage variation at maximum temperature of 55 °C according to IEC 255 100	24 V +10 % - 42 V -15 % - 48 V +10 % - 110 V -20 % - 127 V 0 % - 220 V -20 % - 240 V 0 %
Absorbed power-motor	3 VA cos μ 0,7
Operating factor	100 %
Operating temperature range (°C)	-10 →+55 °C
Storage temperature range (°C)	-20 →+70 °C
Environmental protection Tropicalised to IEC 68-2-10	•
Vibration withstand on 3 axes (Veritas standard)	4 G - 55 Hz
Dielectric test voltage according to IEC 255 5 or VDE 0435	1000 V - Un ≤ 60 V 2000 V - Un > 60 V
Insulation according to standard VDE 0110 group C	380 V AC - 440 V DC
Protection Housing	IP 40
Degree of terminal protection	IP 10
Conformity to standards NFC 45250 - VDE 0110 - 0435 - 0660 or ICE 255 - 1 - 00	•
Connection : By screws in front face with self-lifting grips	•
Terminal capacity Single-wire	(1-2) x 0,75 - 2,5 mm <sup>2</sup>
Terminal capacity : Multi-wire with self-crimping ferrules	(1-2) x 0,75 - 2,5 mm <sup>2</sup>
Mounting by screw	2 x M5
Mounting : on symmetrical DIN rail 35 mm (EN 50002)	•
Weight (g)	185

### Accessories

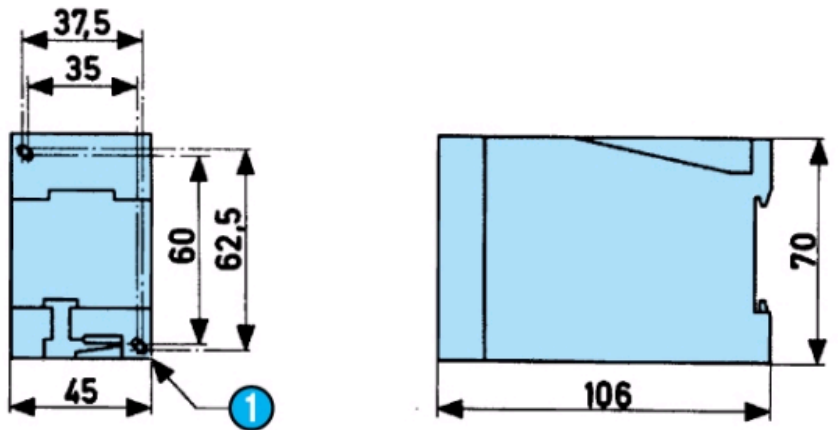
Accessories	Code
*** TRADUCTION MANQUANTE ***	84 861 501
*** TRADUCTION MANQUANTE ***	84 861 503

### Dimensions (mm)



N°	Legend
①	With memory
②	Without memory

Dimensions (mm)



N°	Legend
①	Fixing holes Ø 5

Curves

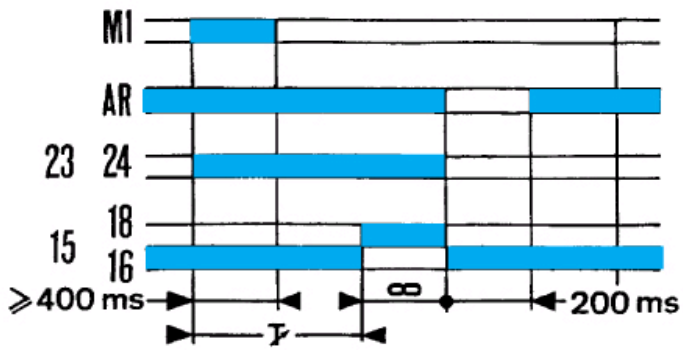
Function 2



Function n°2
--------------

Curves

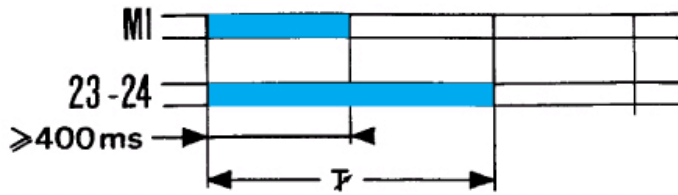
Function 3



Function n°3

Curves

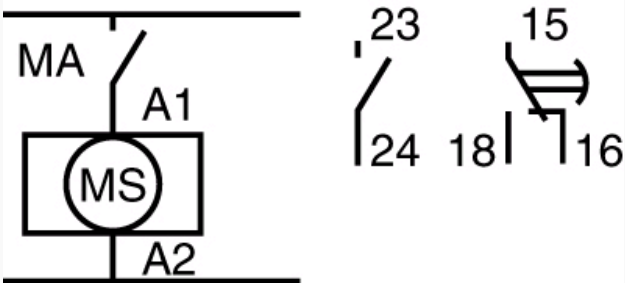
Function 4



Function n°4

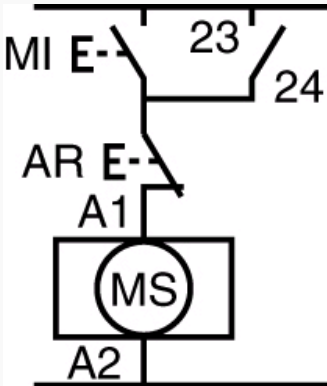
Connections

Function 2



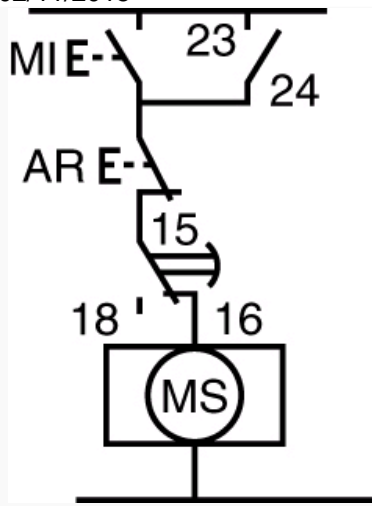
Connections

Function 3



Connections

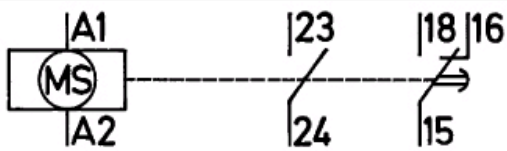
Function 4



On energisation, chance of contact bounce on instantaneous contact for 250 ms

**Connections**

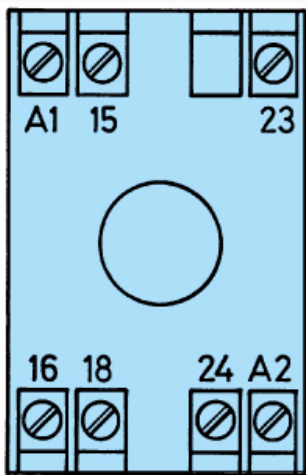
**Internal layout**



On energisation, chance of contact bounce on instantaneous contact for 250 ms

**Connections**

**Terminal identification**



TRADOS Empty Field

N°	Legend
	A1 - A2 Supply
	Timed contact
	Instantaneous contact