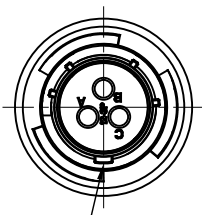
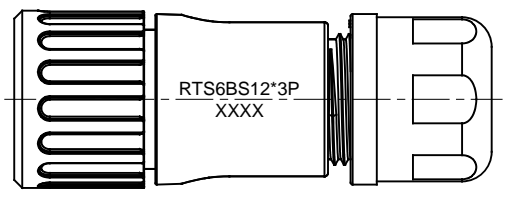
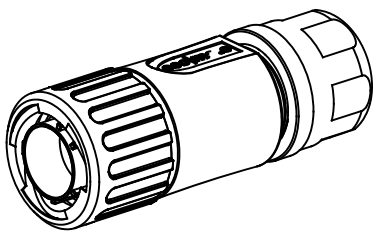
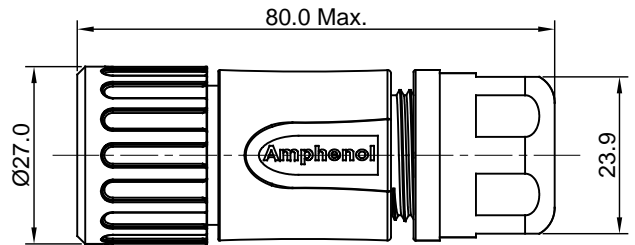


REVISIONS					
REV	ECO	DESCRIPTION	DATE	BY	APPR
A1		FIRST RELEASED	Aug-10-2016	Ben	Tommy



MASTER KEYWAY



NOTES : (UNLESS OTHERWISE SPECIFIED)

- MATERIAL :
 SHELL : THERMOPLASTIC , UL94 V-0.
 INSERT : THERMOPLASTIC , UL94 V-0.
 COUPLING NUT : THERMOPLASTIC , UL94 V-0.
 O-RING : NBR OR SR.
 WAVE WASHER : STAINLESS STEEL.
 BACK SHELL : THERMOPLASTIC , UL94 V-0.
 CLAMP NUT : THERMOPLASTIC , UL94 V-0.
 PLASTIC RING : THERMOPLASTIC , UL94 V-0.
 RUBBER RING : NBR OR SR.
- SPECIFICATIONS :
 2.1, RATED CURRENT : 13A (MAX).
 2.2, RATED VOLTAGE : 600V(AC/DC).
 2.3, OPERATING TEMPERATURE : SEE TABLE.
 2.4, DIELECTRIC WITHSTANDING VOLTAGE : LESS THAN 2 MILLIAMPS CURRENT LEAKAGE@2000 VOLTS AC.
 2.5, INSULATION RESISTANCE : 5000 MEGOHMS MIN.
 2.6, IP-CLASS : IP67.
 2.7, MATING CYCLES DURABILITY : 500 CYCLES MIN.
 2.8, RoHS COMPLIANT.
- SUITABLE CONTACTS : 16# PIN CONTACTS.
- ALL DIMENSIONS ARE FOR REFERENCE USE ONLY.

DIMENSION ØA	CABLE OD RARGE
9.5 MM	6.0~9.0MM
12.2 MM	8.5~12.0MM

KEY	PART NUMBER	
	-40°C ~ +105°C	-40°C ~ +125°C
N	RTS6BS12N3P	RTS6BS12N3P03

QUANTITY	PART NUMBER	DESCRIPTION	ITEM										
MATERIALS LIST													
<small>UNLESS OTHERWISE SPECIFIED</small> 1) All dimensions are in metric(mm). 2) Tolerances are as follows: 1 PL DEC ±0.30 Fractions: ±1/64 2 PL DEC ±0.15 Angles ±1° 3 PL DEC ±0.08 3) Note reference =		<table border="1"> <tr> <th>SIGNATURES</th> <th>DATE</th> </tr> <tr> <td>DRAWN: Ben</td> <td>Aug-10-2016</td> </tr> <tr> <td>CHECKED: Tod</td> <td>Aug-10-2016</td> </tr> <tr> <td>ENGINEER:</td> <td></td> </tr> <tr> <td>APPROVAL: Tommy</td> <td>Aug-10-2016</td> </tr> </table>	SIGNATURES	DATE	DRAWN: Ben	Aug-10-2016	CHECKED: Tod	Aug-10-2016	ENGINEER:		APPROVAL: Tommy	Aug-10-2016	<p style="text-align: center;">Amphenol</p> <p>Sine Systems - www.amphenol-sine.com 44724 Morley Drive Clinton Township, MI 48036</p>
SIGNATURES	DATE												
DRAWN: Ben	Aug-10-2016												
CHECKED: Tod	Aug-10-2016												
ENGINEER:													
APPROVAL: Tommy	Aug-10-2016												
<small>MATERIAL SPECIFICATIONS:</small> CUSTOMER:		ECO-MATE,PLUG,STRAIGHTER, 3POS,PIN CONTACT,SIZE 12											
<small>PROCESS SPECIFICATIONS:</small> THIS DRAWING IS SUPPLIED FOR INFORMATION ONLY. DESIGN FEATURES, SPECIFICATIONS AND PERFORMANCE DATA SHOWN HEREON ARE THE PROPERTY OF THE AMPHENOL CORPORATION. NO RIGHTS OF REPRODUCTION ARE IMPLIED. ALL DIMENSIONS ARE SUBJECT TO NORMAL MANUFACTURING VARIATIONS.		<table border="1"> <tr> <th>SIZE</th> <th>TYPE</th> <th>DWG NO.</th> <th>REVISION</th> </tr> <tr> <td>B</td> <td>C-</td> <td>RTS6BS12*3Pxx</td> <td>A1</td> </tr> </table>	SIZE	TYPE	DWG NO.	REVISION	B	C-	RTS6BS12*3Pxx	A1			
SIZE	TYPE	DWG NO.	REVISION										
B	C-	RTS6BS12*3Pxx	A1										
<small>NEXT ASSY:</small>		SCALE: NONE	SHEET 1 OF 1										

TITLE: ECO-MATE,PLUG,STRAIGHTER,3POS,PIN CONTACT,SIZE 12 DWG NO.: RTS6BS12*3Pxx REV: A1 SH: 1 OF: 1