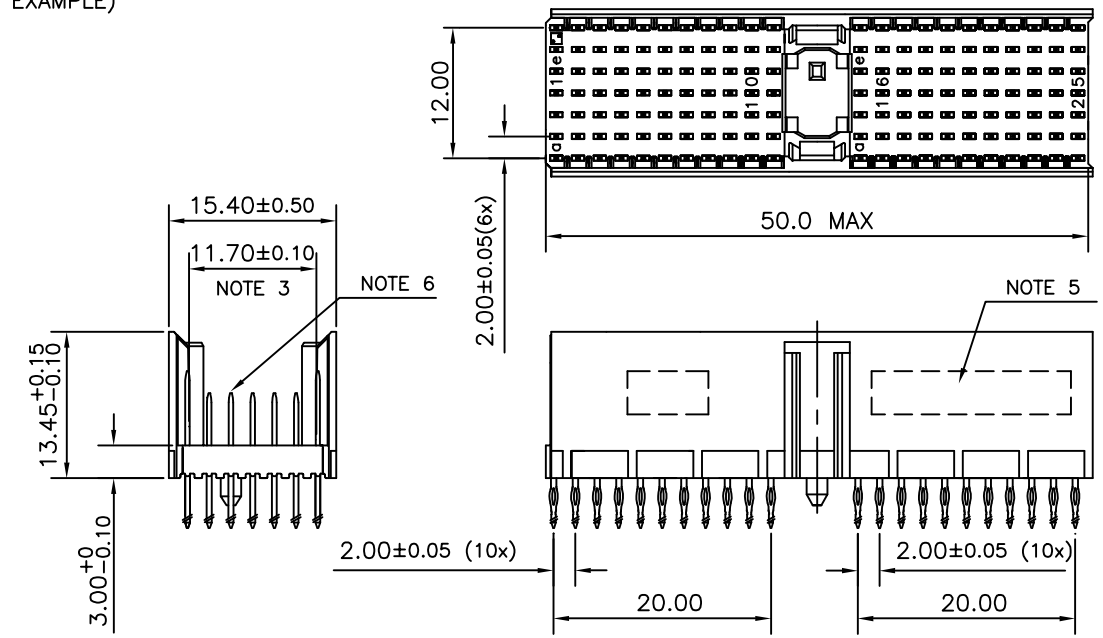


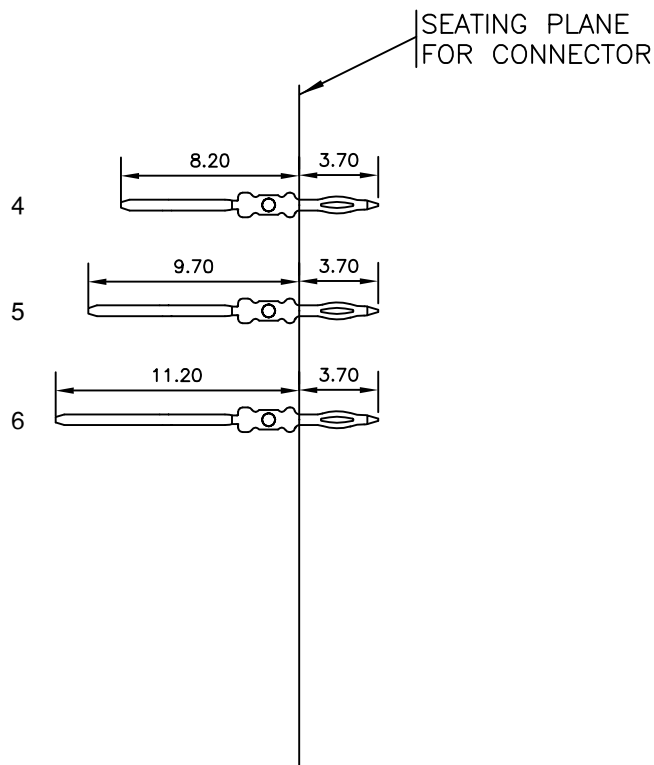
LOADING PATTERN MATING SIDE

f	6	6	6	6	6	6	6	6	6	6	6	6	6	6	6	6	6	6	6	6
e	4	4	4	4	4	4	4	4	4	4	4	4	6	4	5	4	4	4	4	4
d	4	6	6	5	4	6	4	5	4	6	4	6	4	6	4	6	4	6	4	6
c	4	4	4	4	4	4	4	4	4	4	4	4	4	4	4	4	4	4	4	4
b	5	5	5	5	5	4	5	4	5	4	5	4	5	4	5	4	5	4	5	4
a	4	6	4	6	4	4	4	4	4	4	4	4	6	4	5	4	4	4	4	4
z	6	6	6	6	6	6	6	6	6	6	6	6	6	6	6	6	6	6	6	6
P	0																			
S	1																			

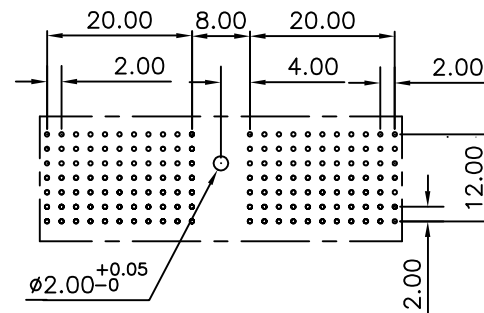
LOADED CONNECTOR ASSEMBLY (FOR EXAMPLE)



CONTACT OVERVIEW



LAY-OUT P.C.B.-HOLE



HM2P07PDN1C1 LEAD FREE INDICATOR : LF = LEAD FREE (DIGIT 15 & 16)
 PLATING CODE (DIGIT 13 AND 14) (REF DRW NO. BS,C , 201844 , 003)

NOTES

- THIS PRODUCT IS CSA APPROVED.
 - THIS PRODUCT IS UL RECOGNIZED.
 - MEASURED AT THE BOTTOM.
 - MATERIAL CONTACT: PHOSPHORBRONZE
HOUSING: CREAM WHITE GLASS FILLED POLYESTER UL-94V0
 - CONNECTOR PRINTED WITH P/N AND DATE CODE.
 - FOR ACTUAL CONTACT LOADINGS, SEE LOADING PATTERN MATING SIDE.
 - SHAPE OF CONNECTOR HOUSING CAN ALTER DEPENDING ON PRODUCTION LOCATION
 - THE PRODUCT (LF) MEETS EUROPEAN UNION DIRECTIVES AND OTHER COUNTRY REGULATIONS AS DESCRIBED IN GS-22-008
 - FOR RECOMMENDED PTH DIMENSIONS REFER DRAWING : BS, A , 201572 , 001
- CATALOG NO: HM2P07PDN1C1----

mat'l. code		surface		tolerance		projection		product family	
SEE NOTE 4		ISO 1302		ISO 406 ISO 1101				MILLIPACS	
ltr		ecn no		date		tolerances unless otherwise specified		title	
A		105-0207		2005-10-26		.0±0.2		MPACS 5+2R STR HDR PF CONN TYPE A	
B		106-0099		2006-07-15		.00±0.1		MM	
				angles		linear		scale	
				0°±1°				-	
				dr		MINI K VANDANATH		2005-10-26	
				enr		BIJU K PAUL		2005-10-26	
				chr		BIJU K PAUL		2006-07-15	
				appd		BIJU K PAUL		2006-07-15	
sheet index		revision sheet		B				sheet 1 of 1	
		1						size A3	
								type Product Customer Drawing	