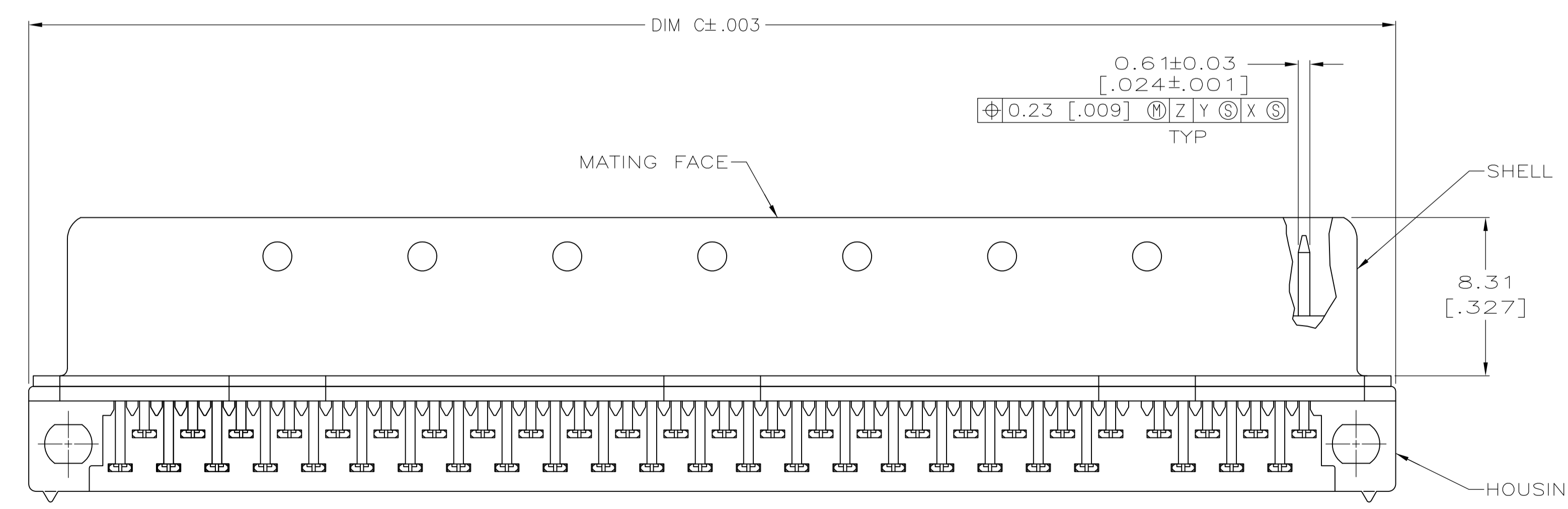
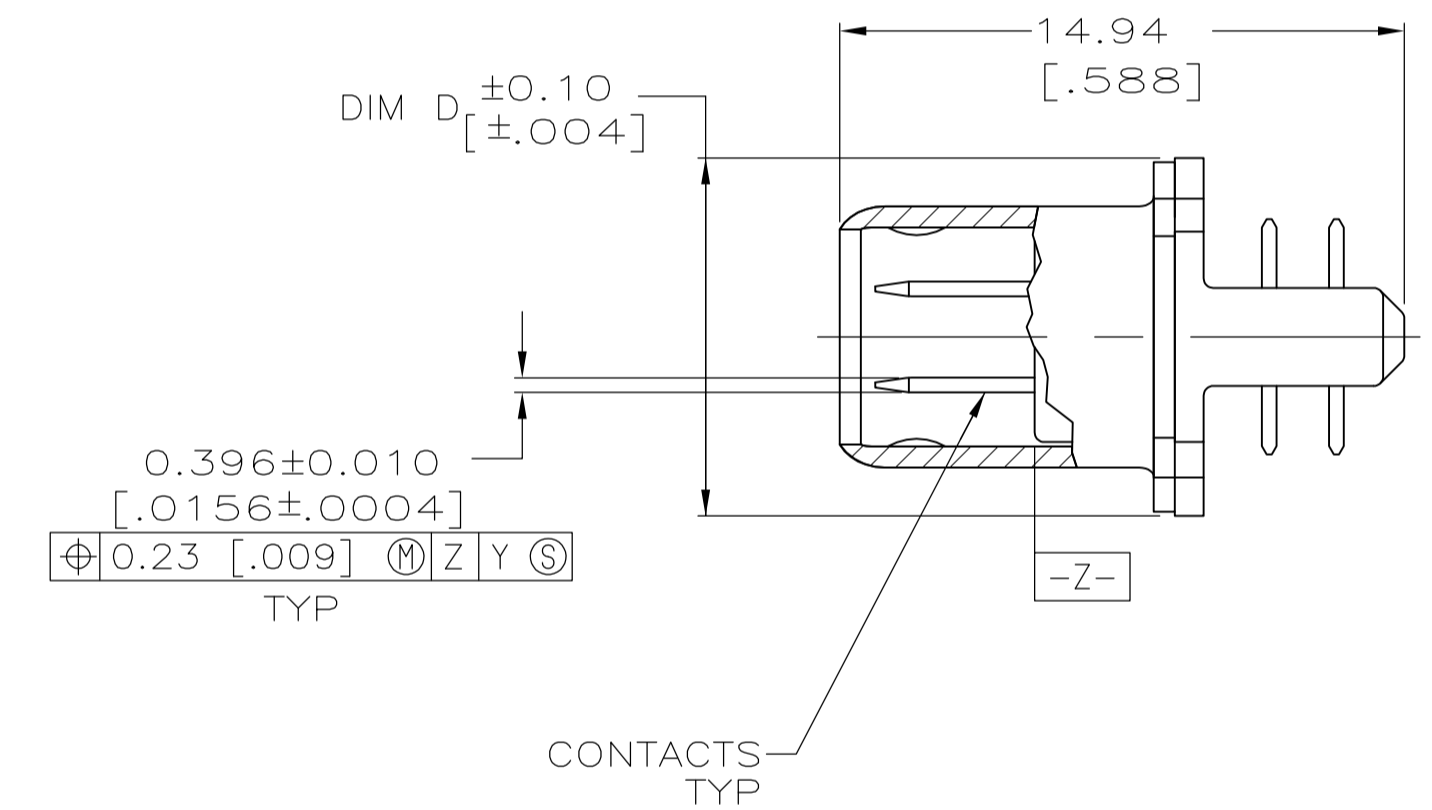
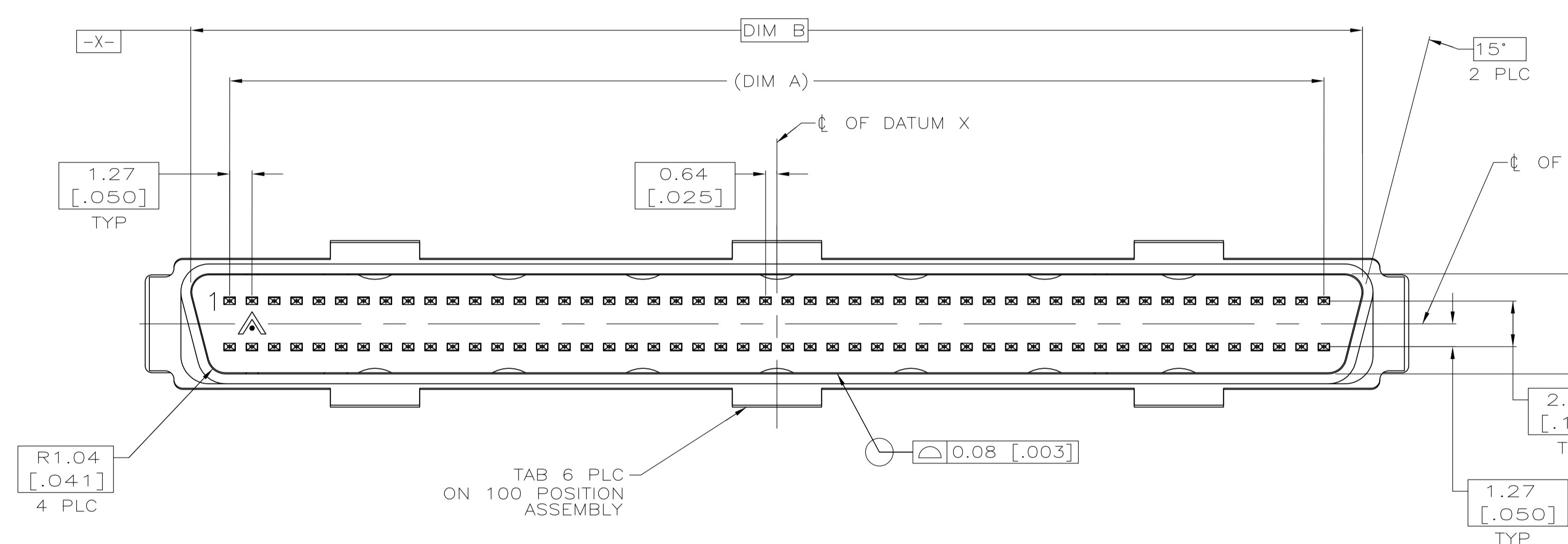


- 1 MATERIAL
HOUSING: NYLON OR POLYESTER, UL 94V-0 RATED, COLOR BLACK.
CONTACTS: PHOSPHOR BRONZE.
SHELL: CARBON STEEL.
- 2 FINISH
CONTACTS: 0.76µm [.000030] MIN GOLD PLATE OR GOLD FLASH OVER PALLADIUM NICKEL PLATE, 0.76µm [.000030] MIN TOTAL FOR A LENGTH OF 3.35 [.132] MIN FROM MATING END, 3.00µm [.000118] MIN TIN ON OPPOSITE END, ALL OVER 1.27µm [.000050] MIN NICKEL ON ENTIRE CONTACT.
SHELL: 0.25µm [.000010] MIN TIN-NICKEL OVER 3.81µm [.000150] MIN NICKEL OVER 2.54µm [.000100] MIN COPPER.
- 3. RECOMMENDED WIRE: 28 AWG OR 30 AWG, SOLID OR 7 STRAND, PVC INSULATION WITH A 0.74-0.91 [.029-.036] INSULATION DIAMETER.
- 4 FINISH
CONTACTS: 0.76µm [.000030] MIN GOLD PLATE OR GOLD FLASH OVER PALLADIUM NICKEL PLATE, 0.76µm [.000030] MIN TOTAL FOR A LENGTH OF 3.35 [.132] MIN FROM MATING END, 3.00µm [.000118] MIN TIN ON OPPOSITE END, ALL OVER 1.27µm [.000050] MIN NICKEL ON ENTIRE CONTACT.
SHELL: 5.08µm [.000200] MIN BRIGHT TIN OVER 1.27µm [.000050] MIN NICKEL OVER 2.54µm [.000100] MIN COPPER.
- 5 FINISH
CONTACTS: 0.76µm [.000030] MIN GOLD PLATE FOR A LENGTH OF 3.35 [.132] MIN FROM MATING END, 3.00µm [.000118] MIN TIN ON OPPOSITE END, ALL OVER 1.27µm [.000050] MIN NICKEL ON ENTIRE CONTACT.
SHELL: 5.08µm [.000200] MIN BRIGHT TIN OVER 1.27µm [.000050] MIN NICKEL OVER 2.54µm [.000100] MIN COPPER.



NOTES	DIM D	DIM C	DIM B	DIM A	NO OF POS	PART NUMBER
OBSOLETE	7.44 [.293]	51.54 [2.029]	46.28 [1.822]	41.91 [1.650]	68	5749109-9
	9.47 [.373]	84.56 [3.329]	79.30 [3.122]	74.93 [2.950]	120	5749109-8
	9.47 [.373]	71.86 [2.829]	66.60 [2.622]	62.23 [2.450]	100	5749109-7
	9.47 [.373]	59.16 [2.329]	53.90 [2.122]	49.53 [1.950]	80	5749109-6
	7.44 [.293]	51.54 [2.029]	46.28 [1.822]	41.91 [1.650]	68	5749109-5
	7.44 [.293]	51.54 [2.029]	46.28 [1.822]	41.91 [1.650]	68	5749109-4
	7.44 [.293]	33.76 [1.329]	28.50 [1.122]	24.13 [.950]	40	5749109-3
	7.44 [.293]	26.14 [1.029]	20.88 [.822]	16.51 [.650]	28	5749109-2
	7.44 [.293]	21.06 [.829]	15.80 [.622]	11.43 [.450]	20	5749109-1

THIS DRAWING IS A CONTROLLED DOCUMENT.

DIMENSIONS: mm [INCHES]	TOLERANCES UNLESS OTHERWISE SPECIFIED:	DIN J GERACE 11APROD	APVD M WALMSLEY 11APROD	NAME
0 PLC ± -	1 PLC ± -	2 PLC ± 0.13 [.005]	3 PLC ± -	4 PLC ± -
ANGLES ± -	FINISH SEE TABLE	11APROD	11APROD	PLUG SUBASSEMBLY, 1.25[.050] SERIES, AMPLIMATE
MATERIAL		11APROD	11APROD	108-1228
		11APROD	11APROD	114-40029
		11APROD	11APROD	100779
		11APROD	11APROD	5749109

STE TE Connectivity

SCALE 5:1 SHEET 1 OF 1 REV G