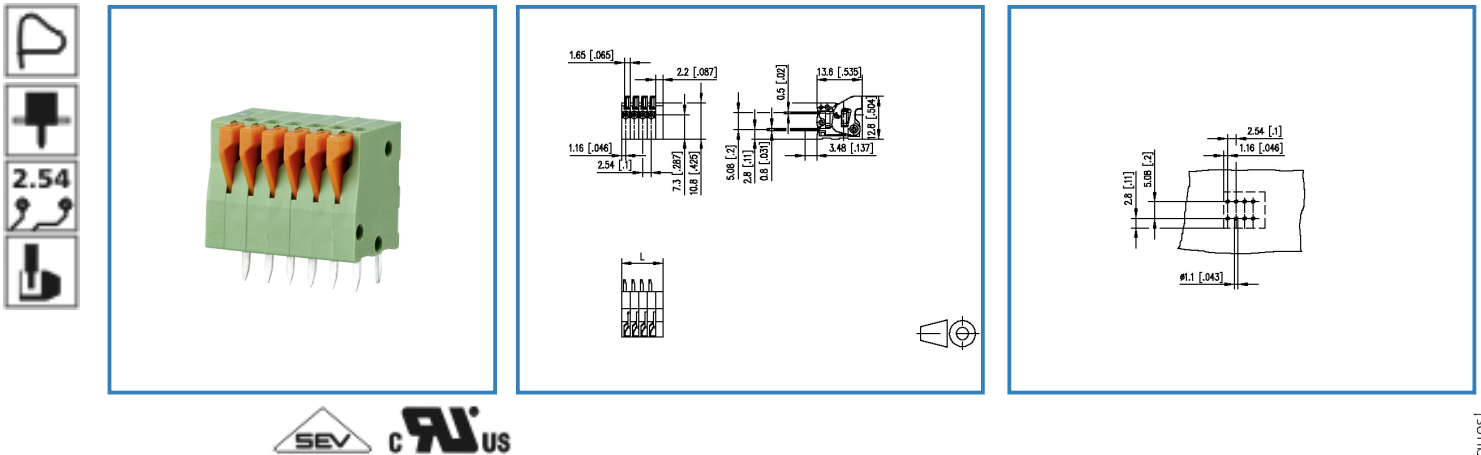


Data Sheet

ST072xxVGNN

Illustration



see enlarged drawing at the end of the document

Product specification

- spring clamp terminal block, solderable, double solder pins
- centerline 2.54 mm, direction of connection vertical 0°
- color green
- push-button

Data Sheet

ST072xxVGNN

Technical Data



General Data

Solder pin length	3.48 mm		
min. number of poles	2		
max. number of poles	24		
Insulating material class	CTI 600		
clearance/creepage dist.	2 mm		
protection category	IP 20		
Overvoltage category	III	III	II
Pollution degree	3	2	2
Rated voltage	10.0 V	200.0 V	200.0 V
Rated test voltage	1.5 kV	1.5 kV	1.5 kV
Min. insul. strip length	10 mm		

Connection data

Rated wiring solid wire	0.2 - 0.5 mm ² / AWG 26 - 20		
Rated wiring stranded wire	0.2 - 0.5 mm ² / AWG 26 - 20		

Approvals

 V / A / AWG	150 / 6 / 26 - 20		
 0.5 mm ²	130 V / 6 A / T60		

Material

insulating material	PA66
flammability class	V0
spring material	Spring steel
contact material	CuSn
Glow-Wire Flammability GWFI	960
Glow-Wire Flammability GWIT	775
contact surface	Sn

Climatic properties

upper limit temperature	105 °C
-------------------------	--------

© 2017 METZ CONNECT - Technische Änderungen vorbehalten! Subject to modifications! Sous réserve de modifications techniques!



Data Sheet

ST072xxVGNN

Page 3/5

P/N

AST082xx

xx=number of poles

2017/05/05

lower limit temperature -40 °C

General

solderability	Acc. to JEDEC JESD22-B102E 245°C/5s
Tolerance	ISO 2768 -mH



Data Sheet

ST072xxVGNN

Page 4/5

P/N

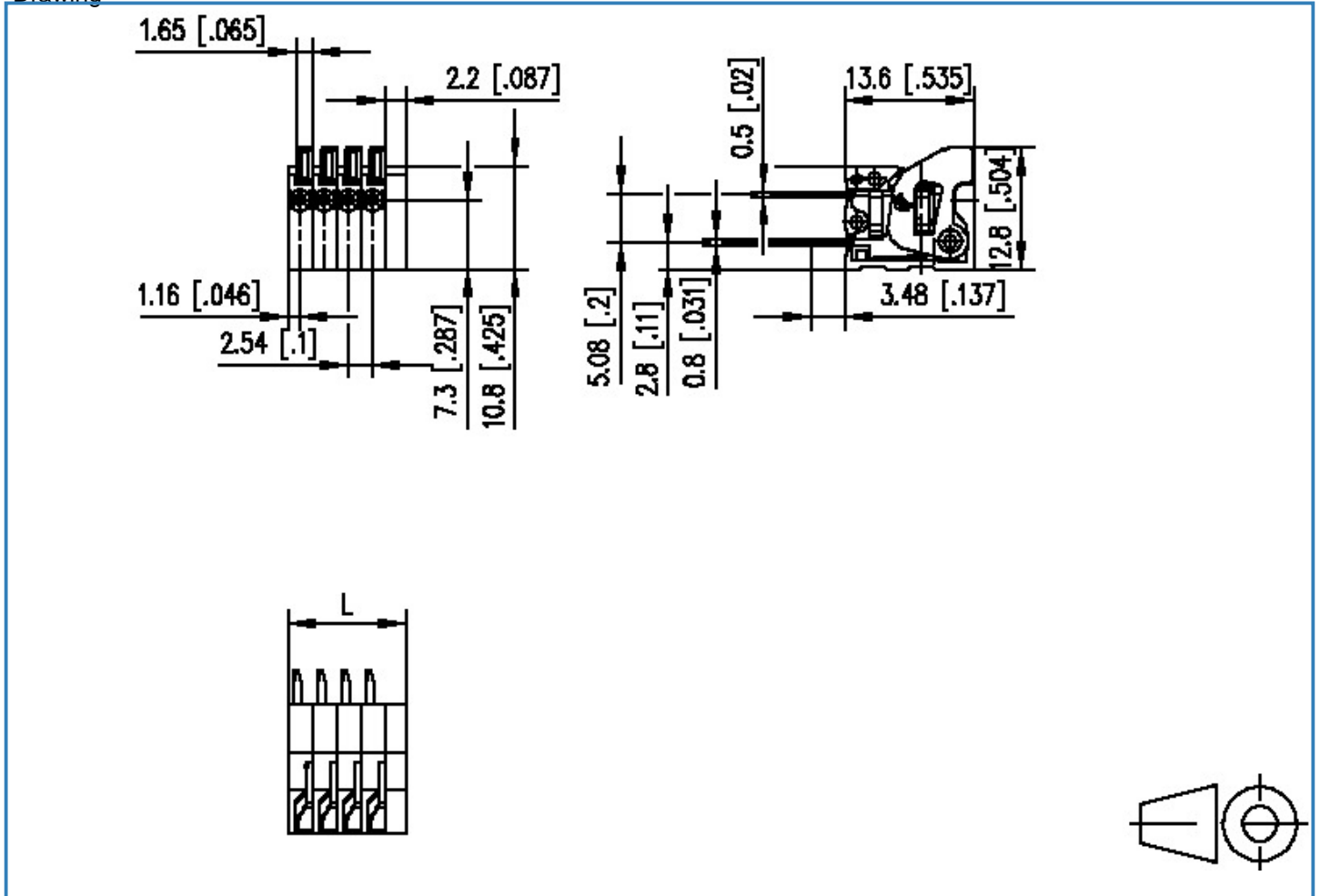
AST082xx

xx=number of poles

2017/05/05

Illustration

Drawing



$$L = (\text{pole size} - 1) \times \text{centerline} + 4.74 [0.187]$$



Data Sheet

ST072xxVGNN

Page 5/5

P/N

AST082xx

xx=number of poles

2017/05/05

PCB Layout

