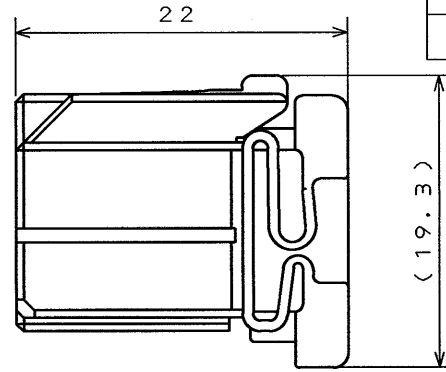


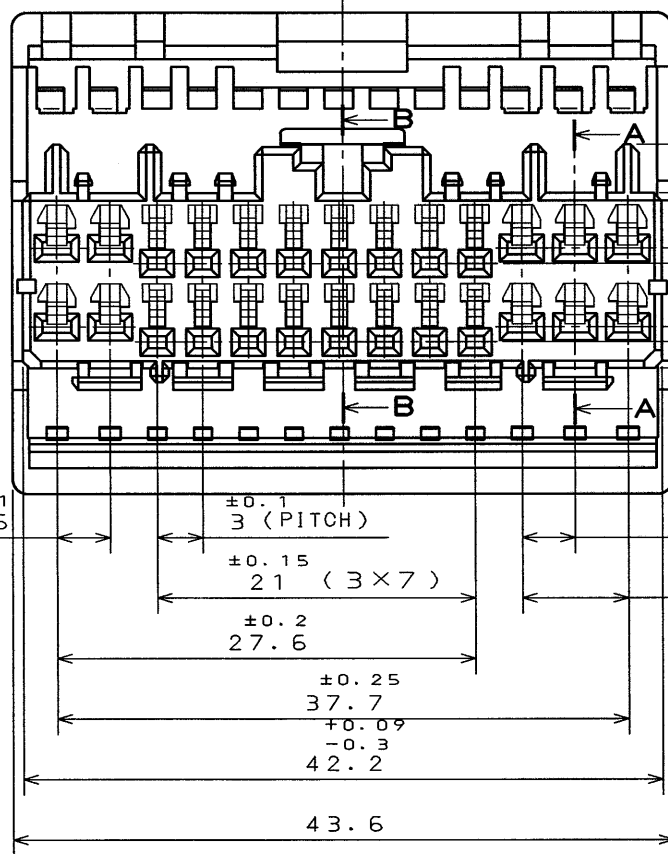
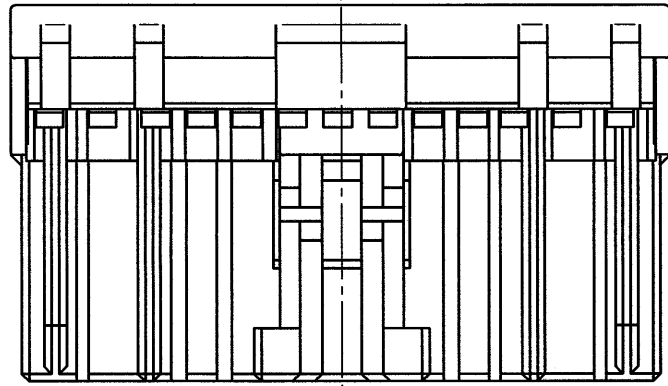
SJ026355
(ON DRAWING) 台票圖

SYM. 版数	DCN NO.	DESCRIPTION 変更内容	DATE 年月日	DRAWN 製図	CHECKED 担当	APP'D 査閲	APP'D 承認
3	36824	REDRAWN	20.09.95	H. SAKURADA	T. OKA	T. Totani	I. Imori

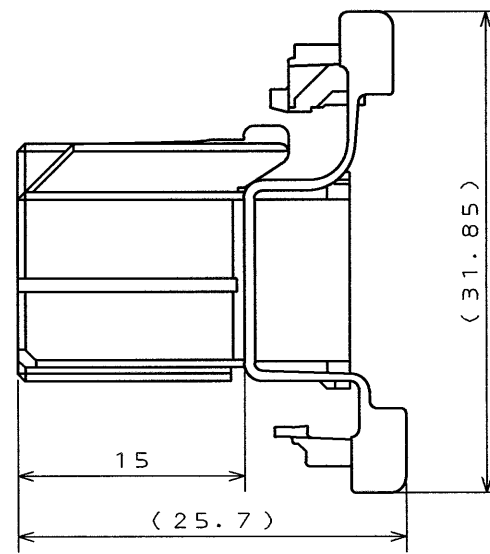
(REF.)



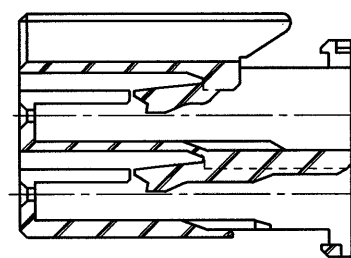
NOTE 1. COMPANY LOGO "JAE" APPEARS IN RAISED LETTERS.
 2. CAVITY NUMBER APPEARS IN RAISED LETTERS.
 1. 社標を浮き出す。
 2. キャビNo. を浮き出す。



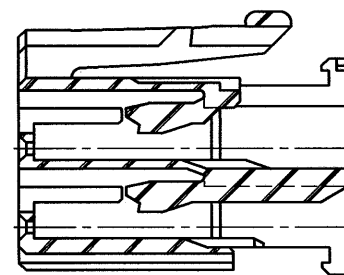
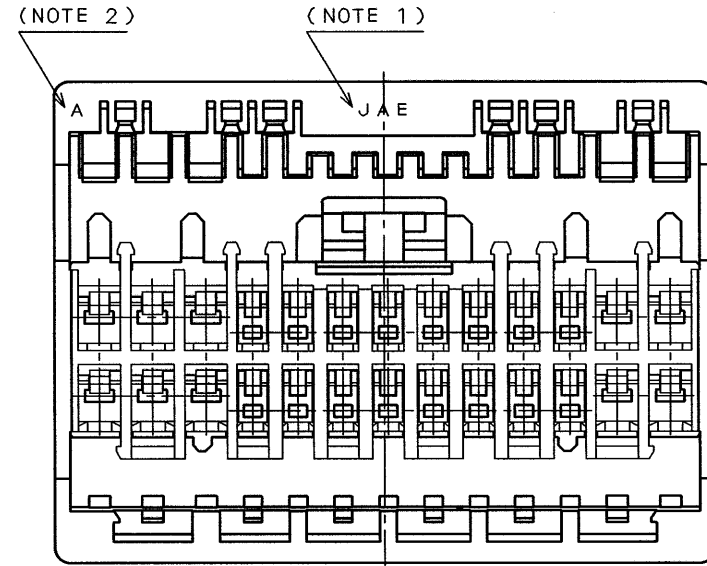
Dimensions and pitches:
 ±0.1 3.5 (PITCH)
 ±0.15 21 (3×7)
 ±0.2 27.6
 ±0.25 37.7
 +0.09 -0.3 42.2
 43.6
 ±0.1 5.2
 ±0.1 5.2
 0 -0.2 3.2
 +0.09 -0.3 11.6
 ±0.1 1.75
 ±0.1 1
 ±0.1 3.5 (PITCH)
 ±0.15 7 (3.5×2)



(31.85)



SECT. A-A



SECT. B-B

DCF-C-212A(95.08)



JAE Connector Div. Proprietary.
 Copyright © Japan Aviation Electronics Industry, Ltd.

ITEM 符号	DESCRIPTION 名称	Q'TY 個数	MATERIAL 材料	FINISH 仕上	COLOR: GREEN 備考
仕様書 (REFERENCE DOCUMENT)		第1版 (DATE) 22. Nov. '91	PBT		
公差 (GENERAL TOLERANCE)		製図 (DR.)			
寸法 (DIMENSION)	角度 (ANGLES)	担当 (CHK.) T. OKA		名称 (TITLE) MX5-26S-C-G	
. ±0.5	×° ±	査閲 (APP.)			
.X ±0.3	×°X ±	承認 (APP.) I. IIMORI		シリーズ (SERIES) MX5	
.XX ±					
.XXX ±					

JAE-CONNECTOR.COM
 JAPAN AVIATION ELECTRONICS INDUSTRY, LTD.
 Reference Only

JAE
 日本航空電子工業株式会社

図面番号 (DRAWING NO.)

SJ026355

THIS DRAWING CONTAINS INFORMATION THAT IS PROPRIETARY TO JAE AND SHOULD NOT BE USED WITHOUT WRITTEN PERMISSION.
 本図面は日本航空電子工業(株)の所有する情報を含むもので当社の許可なく複製を禁止する。REF; - *

CDS-91-12865
 SIZE A3