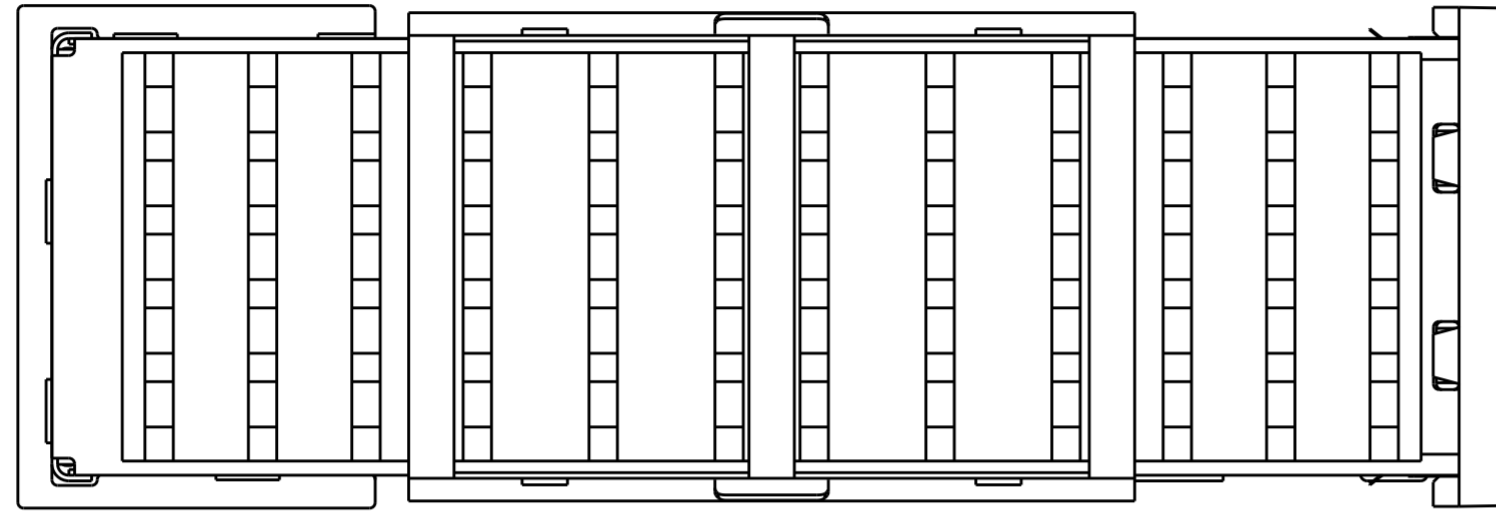


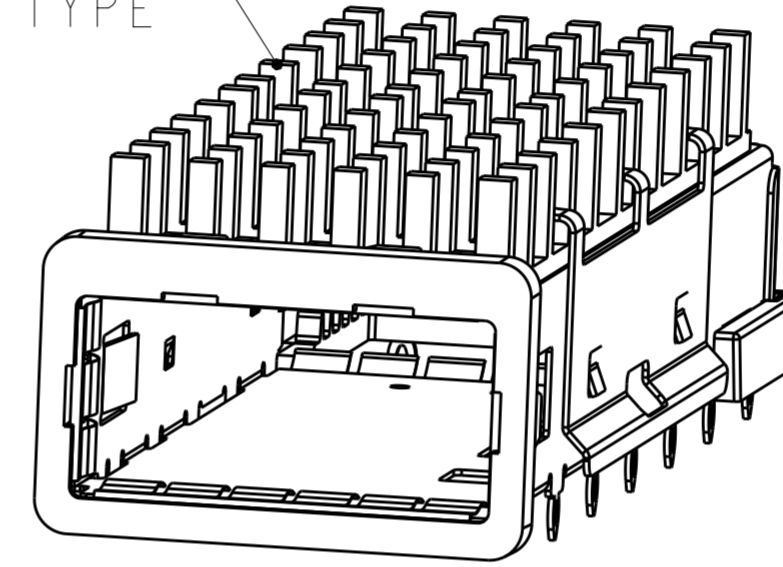
THIS DRAWING IS UNPUBLISHED. RELEASED FOR PUBLICATION 20
 © COPYRIGHT 20 BY - ALL RIGHTS RESERVED.

LOC	DIST	REVISIONS					
GP	00	P	LTR	DESCRIPTION	DATE	DWN	APVD
		D		REVISED PER ECO-12-016753	27SEP2012	JY	AC

1. MATES WITH XFP MSA COMPLIANT TRANSCEIVERS.
2. SEE COMPONENT DRAWINGS FOR COMPONENT DIMENSIONS AND INFORMATION.

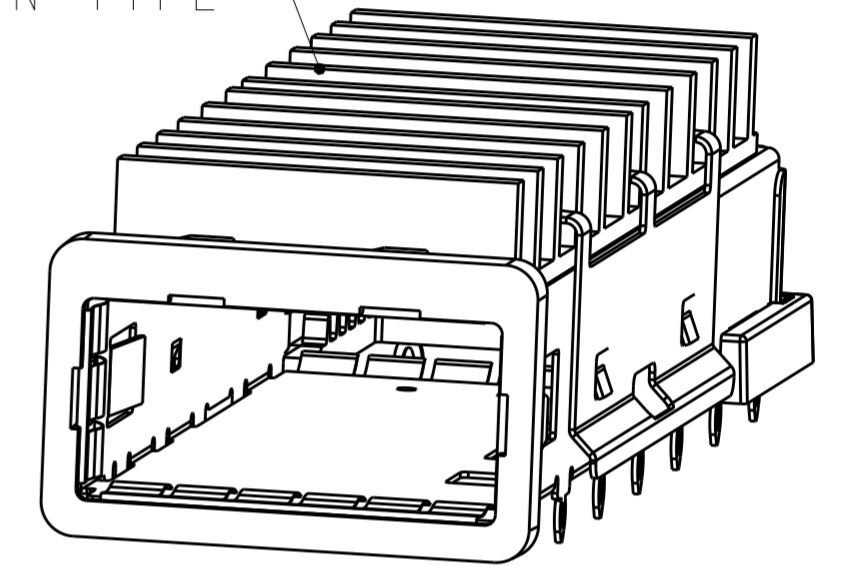


XFP HEAT SINK
PIN TYPE

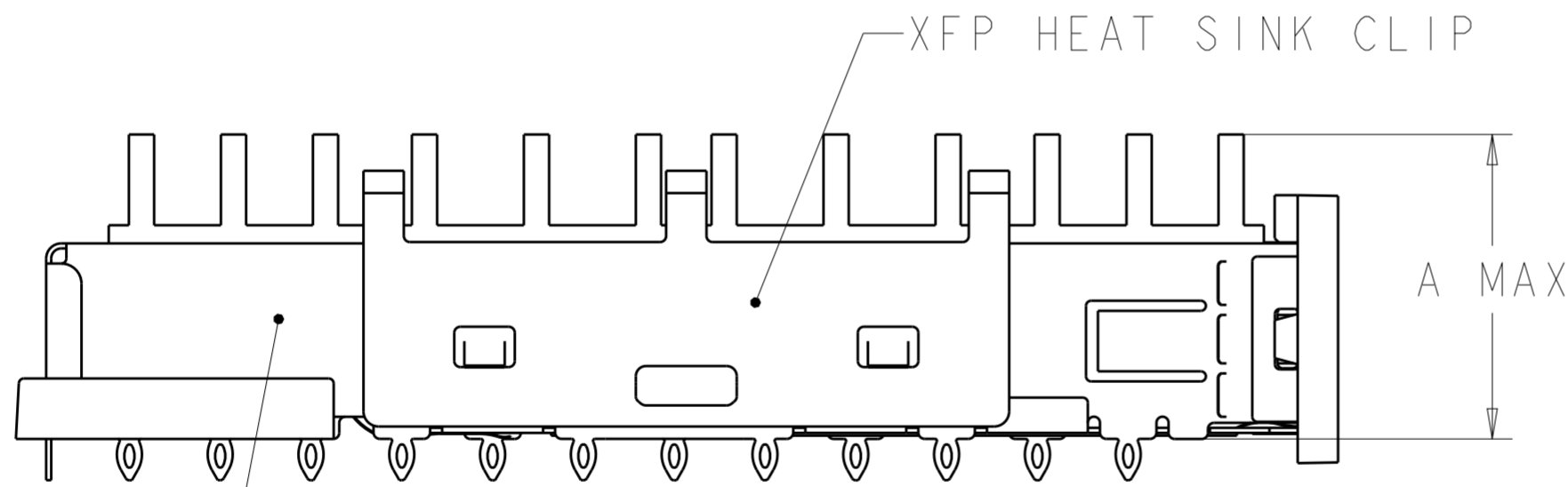


1888481-1, -2, -3
SCALE 3:1

XFP HEAT SINK
FIN TYPE



1888481-4, -5, -6
SCALE 3:1



XFP CAGE ASSEMBLY

22.9	2170391-2	1489948-2	1658871-1	NETWORKING	1888481-6
15.8	2170390-2	1489948-2	1658871-1	SAN	1888481-5
13.6	2170389-2	1489948-2	1658871-1	PCI	1888481-4
22.9	1542706-2	1489948-2	1658871-1	NETWORKING	1888481-3
15.8	1542618-2	1489948-2	1658871-1	SAN	1888481-2
13.6	1542656-2	1489948-2	1658871-1	PCI	1888481-1
A MAX	HEATSINK PART NUMBER	HEATSINK CLIP PART NUMBER	CAGE PART NUMBER	APPLICATION	PART NUMBER

THIS DRAWING IS A CONTROLLED DOCUMENT.

DIMENSIONS: mm 	TOLERANCES UNLESS OTHERWISE SPECIFIED: 0 PLC ± 1 PLC ± 2 PLC ± 3 PLC ± 4 PLC ± ANGLES ± FINISH	DWN B. MCMASTER 23MAY06	TE Connectivity
		CHK J. KOPPENHEFFER 23MAY06	
MATERIAL -	WEIGHT -	APVD J. KOPPENHEFFER 23MAY06	NAME XFP KIT ASSEMBLY
		PRODUCT SPEC 108-2127 APPLICATION SPEC 114-13096	SIZE A200779 CAGE CODE C-1888481 DRAWING NO - RESTRICTED TO -
Customer Drawing		SCALE 3:1	SHEET 1 OF 1 REV D