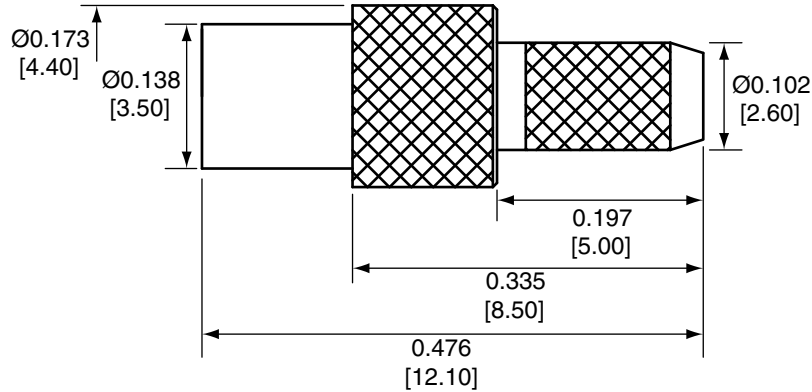


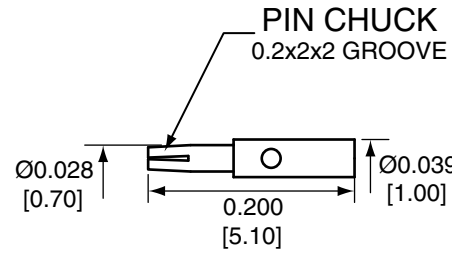
| Description | Material | Finish |
|-------------|------------|--------|
| Body | Brass | Gold |
| Socket | BE CU | Gold |
| Insulation | PTFE | N/A |
| Crimp Ring | Brass | Gold |
| Heat Shrink | Polyolefin | Black |

| REVISIONS | | | |
|-----------|---|-----------|------|
| REV | DESCRIPTION | DATE | APPV |
| B | Added new title block and heat shrink; updated instructions | 11-JUL-12 | SAH |
| C | Updated Assembly Instruction 4 and Note 3 | 2-NOV-17 | CLL |

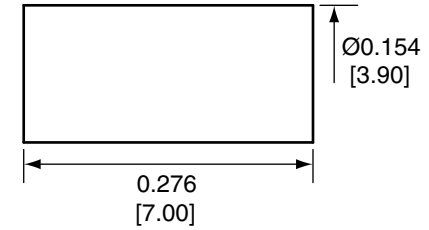
SIDE VIEW



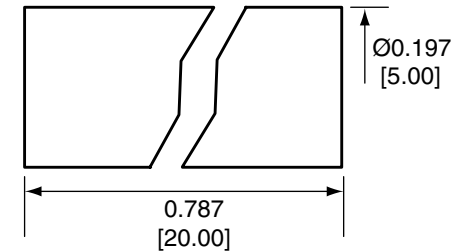
SOCKET



CRIMP RING



HEAT SHRINK



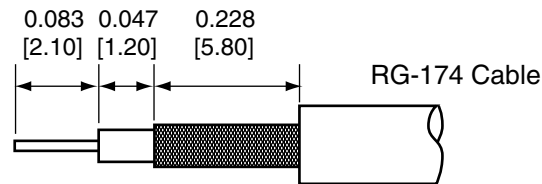
CONMMCX011 ASSEMBLY INSTRUCTIONS

- Strip cable to recommended dimensions.
- Slip heat shrink and crimp ring onto stripped cable.
- Solder the socket to the center conductor.
- Insert the socket and center conductor into the body until the socket snaps in.
- Wrap the braid around the tail of the body and crimp the ring with a 0.128" hex crimp tool (or one labeled for use with RG-174 cable).
- Use heat shrink to cover crimp.

NOTES: (UNLESS OTHERWISE SPECIFIED)

- ALL DIMENSIONS ARE IN INCHES [mm].
- DIMENSIONS APPLY AFTER FINISHING.
- MANUFACTURE TO BE COMPLIANT WITH EU RoHS DIRECTIVE, USE MATERIALS THAT DO NOT CONTAIN REACH SUBSTANCES OF VERY HIGH CONCERN >1000ppm, AND USE DRC CONFLICT-FREE SOURCED MATERIALS.
- SAFETY BREAK ALL SHARP CORNERS AND EDGES .02 MAXIMUM.

RECOMMENDED CABLE STRIPPING DIMENSIONS



WARNING: THIS DRAWING CONTAINS PROPRIETARY INFORMATION THAT IS THE SOLE PROPERTY OF LINX TECHNOLOGIES, AND SHALL BE TREATED AS SUCH. NO DISCLOSURE OR REPRODUCTION OF THIS DOCUMENT IS PERMITTED, IN WHOLE OR IN PART, WITHOUT THE EXPRESS WRITTEN PERMISSION OF LINX TECHNOLOGIES OR ITS DESIGNATED AGENTS.

| | | |
|-----------|--|-----------------|
| MATERIAL: | TOLERANCES: .020 [0.50]-.200 [5.00]= ±.008 [0.20] .200 [5.00]-1.200 [30.00]= ±.016 [0.40] 1.20 [30.0]-4.75 [120.0]= ±.024 [0.60] 4.75 [120.0]-12.40 [315.0]= ±.040 [1.0] | PROJECTION: |
| FINISH: | DRAWN: B.MURPHY DT: 11-JUL-12 | ANGLES: ±1° |
| | ENGR: S.HOGAN DT: 11-JUL-12 | |

Linx

159 ORT LANE
MERLIN, OR 97532

| | | |
|--|-------------------------------|-----------------|
| TITLE: MMCX FEMALE CABLE END CRIMP FOR RG174 CABLE | | |
| SIZE A | DWG. NO. CONMMCX011 | REV C |
| SCALE: 2:1 | DO NOT SCALE DRAWING | SHEET 1 OF 1 |