MADE IN THIRD ANGLE PROJECTION

P	F	LTR	REVISIONS DESCRIPTION	DATE	APPROVED
		B	REVISED PER EC 0220-0213-94	[illegible]	[illegible]

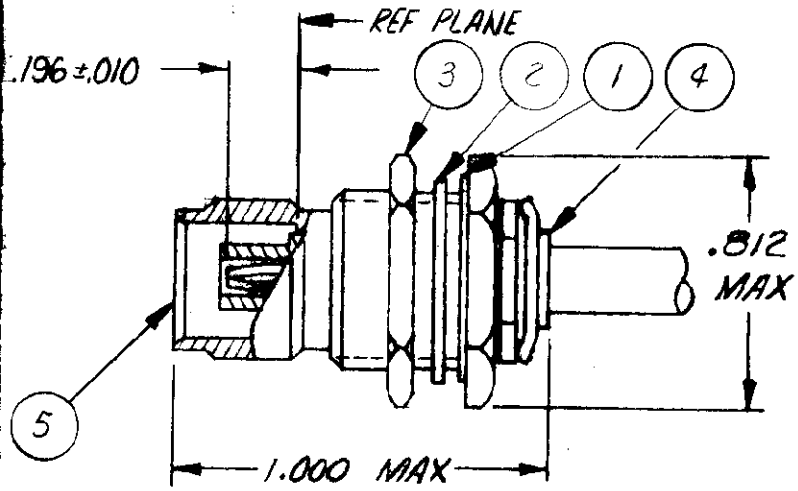

1. FOR USE WITH RG-402/U, .141 SEMI-RIGID CABLE
2. .250 MAX [illegible] THK.
3. USE INSTRUCTION SHEET 670[illegible]

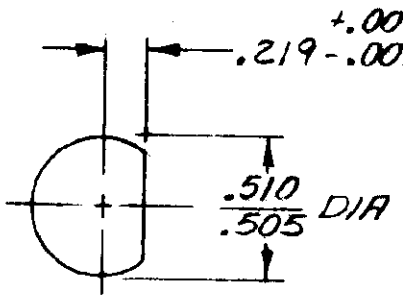

SUGGESTED PANEL CUTOUT

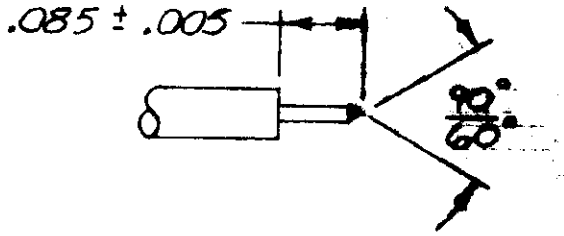

RECOMMENDED STRIP LENGTH

ITEM	QTY	DESCRIPTION	PART NO
5	1	JACK ASSY	228503-1
4	1	ADAPTOR ASSY	228446-1
3	1	JAM NUT	1-329631-2
2	1	LOCKWASHER	1-329632-2
1	1	GASKET	329633

THIS DRAWING IS UNPUBLISHED. RELEASED FOR PUBLICATION
© COPYRIGHT 19 BY AMP INCORPORATED, HARRISBURG, PA. ALL INTERNATIONAL RIGHTS RESERVED. AMP PRODUCTS MAY BE COVERED BY U.S. AND FOREIGN PATENTS AND/OR PENDING PATENTS.

UNLESS OTHERWISE SPECIFIED DIMENSIONS ARE IN INCHES. TOLERANCES ON: DECIMALS ±.005 ANGLES ±5°

MATERIAL

FINISH

CONTRACT NO

DR T. Smith 8/20/82

CHK R.E. LaVanture 8-26-82

APPD R. Hoyt 8/31/82

APPD T. Smith 8/31/82

DSGN APPD

OTHER APPD

AMP | AMP INCORPORATED Harrisburg, Pa. 17105

NAME CONNECTOR, COAXIAL, RF, JACK, REAR MOUNTED, SERIES TNC

SIZE	FSCM NO	DRAWING NO
A	00779	228502-1

SCALE NTS SHEET

[illegible]82 REV 2-81

CUSTOMER DRAWING