

Connectors - PP-H 1,5/S/1-M - 3212688

Please be informed that the data shown in this PDF Document is generated from our Online Catalog. Please find the complete data in the user's documentation. Our General Terms of Use for Downloads are valid (<http://download.phoenixcontact.com>)



Connectors, Connection method: Push-in connection, Number of positions: 1, Cross section: 0.14 mm² - 1.5 mm², AWG 26 - 14, Width: 3.5 mm, Height: 31.3 mm, Color: gray

The figure shows a version of the article

Product description

Connector element center, left housing with engagement pin, right opened without cover

Why buy this product

- The Push-in technology COMBI plugs for self-assembly provide solutions that users can implement themselves
- The plug is assembled directly on site by snapping together single-position plug elements



Key commercial data

Packing unit	0
Minimum order quantity	1
Catalog page	Page 335 (CL1-2011)
GTIN	 4 046356 565820
Custom tariff number	85366990
Country of origin	POLAND

Technical data

General

Number of levels	1
Number of connections	1
Color	gray
Insulating material	PA
Inflammability class according to UL 94	V0

Dimensions

Width	3.5 mm
Length	16.5 mm
Height	31.3 mm

Connectors - PP-H 1,5/S/1-M - 3212688

Technical data

Technical data

Maximum load current	17.5 A (with 1.5 mm ² conductor cross section)
Rated surge voltage	6 kV
Pollution degree	3
Surge voltage category	III
Insulating material group	I
Connection in acc. with standard	IEC 61984
Nominal current I _N	17.5 A (observe derating)
Nominal voltage U _N	500 V
Open side panel	ja
Number of positions	1

Connection data

Conductor cross section solid min.	0.14 mm ²
Conductor cross section solid max.	1.5 mm ²
Conductor cross section stranded min.	0.14 mm ²
Conductor cross section stranded max.	1.5 mm ²
Conductor cross section AWG/kcmil min.	26
Conductor cross section AWG/kcmil max	14
Conductor cross section stranded, with ferrule without plastic sleeve min.	0.14 mm ²
Conductor cross section stranded, with ferrule without plastic sleeve max.	1.5 mm ²
Conductor cross section stranded, with ferrule with plastic sleeve min.	0.14 mm ²
Conductor cross section stranded, with ferrule with plastic sleeve max.	1 mm ²
Connection method	Push-in connection
Stripping length	8 mm
Internal cylindrical gage	A1 / B1

Classifications

eclass

eCl@ss 4.0	272607xx
eCl@ss 4.1	27260701
eCl@ss 5.0	27260701
eCl@ss 5.1	27260701
eCl@ss 6.0	27141151
eCl@ss 7.0	27141151

etim

ETIM 4.0	EC002021
----------	----------

unspsc

UNSPSC 6.01	30211802
-------------	----------

Connectors - PP-H 1,5/S/1-M - 3212688

Classifications

unspsc

UNSPSC 7.0901	39121402
UNSPSC 11	39121402
UNSPSC 12.01	39121402
UNSPSC 13.2	39121402

Approvals

Approvals


Approvals


UL Recognized / cUL Recognized / VDE report with production monitoring / IECCE CB Scheme / GL / cULus Recognized


Ex Approvals

Approvals submitted

Approval details

UL Recognized 			
	B	C	D
mm ² /AWG/kcmil	26-14	26-14	26-14
Nominal current I _N	15 A	15 A	5 A
Nominal voltage U _N	300 V	300 V	600 V

cUL Recognized 			
	B	C	D
mm ² /AWG/kcmil	26-14	26-14	26-14
Nominal current I _N	15 A	15 A	5 A
Nominal voltage U _N	300 V	300 V	600 V

VDE report with production monitoring 	
mm ² /AWG/kcmil	0.14-1.5
Nominal current I _N	14.1 A


Connectors - PP-H 1,5/S/1-M - 3212688

Approvals

Nominal voltage UN	500 V
--------------------	-------

IECEE CB Scheme	
mm ² /AWG/kcmil	0.14-1.5
Nominal current I _N	14.1 A
Nominal voltage UN	500 V

GL



Accessories

Accessories

Assembly

Shield connection clamp - PSH 3- 6 - 3040591



Shield connection clamp, Color: black

Shield connection clamp - PSH 5-10 - 3040601



Shield connection clamp, Color: black

Marking

Zack Marker strip, flat - ZBF 3,5:UNBEDRUCKT - 0829392



Zack Marker strip, flat, Strip, white, Unlabeled, Can be labeled with: Plotter, Mounting type: Snap into flat marker groove, For terminal block width: 3.5 mm, Lettering field: 3.5 x 5.2 mm

Connectors - PP-H 1,5/S/1-M - 3212688

Accessories

Zack Marker strip, flat - ZBF 3,5 CUS - 0829394



Zack Marker strip, flat, Can be ordered: Strip, white, Labeled according to customer specifications, Mounting type: Snap into flat marker groove, For terminal block width: 3.5 mm, Lettering field: 3.5 x 5.2 mm

Plug/Adapter

Test plugs - MPS-MT - 0201744



Test plugs

Insulating sleeve - MPS-IH RD - 0201676



Insulating sleeve, Color: red

Insulating sleeve - MPS-IH BK - 0201731



Insulating sleeve, Color: black

Insulating sleeve - MPS-IH BU - 0201689



Insulating sleeve, Color: blue

Connectors - PP-H 1,5/S/1-M - 3212688

Accessories

Insulating sleeve - MPS-IH GN - 0201702



Insulating sleeve, Color: green

Insulating sleeve - MPS-IH GY - 0201728



Insulating sleeve, Color: gray

Insulating sleeve - MPS-IH WH - 0201663



Insulating sleeve, Color: white

Insulating sleeve - MPS-IH YE - 0201692



Insulating sleeve, Color: yellow

Tools

Screwdriver - SZF 0-0,4X2,5 - 1204504



Actuation tool, for ST terminal blocks, also suitable for use as a bladed screwdriver, size: 0.4 x 2.5 x 75 mm, 2-component grip, with non-slip grip

Connectors - PP-H 1,5/S/1-M - 3212688

Accessories

Screwdriver - SZF 1-0,6X3,5 - 1204517



Actuation tool, for ST terminal blocks, also suitable for use as a bladed screwdriver, size: 0.6 x 3.5 x 100 mm, 2-component grip, with non-slip grip

Latching - PR 1,5/S - 3212882



Latching, Color: orange

Latching - PR 1,5/S/2 - 3212895



Latching, Color: orange

Latching - PRZ 1,5/S - 3212905



Latching, Width: 3.5 mm, Length: 3 mm, Color: orange

Strain relief - PZ 1,5/S/2 - 3212918



Strain relief, Color: black

Connectors - PP-H 1,5/S/1-M - 3212688

Accessories

Cable housing - PH 1,5/S/3 - 3212756



Cable housing, Length: 19.9 mm, Width: 10.5 mm, Height: 36.8 mm, Number of positions: 3, Color: gray

Cable housing - PH 1,5/S/4 - 3212769



Cable housing, Length: 19.9 mm, Width: 14 mm, Height: 36.8 mm, Number of positions: 4, Color: gray

Cable housing - PH 1,5/S/5 - 3212772



Cable housing, Length: 19.9 mm, Width: 17.5 mm, Height: 36.8 mm, Number of positions: 5, Color: gray

Cable housing - PH 1,5/S/6 - 3212785



Cable housing, Length: 19.9 mm, Width: 21 mm, Height: 36.8 mm, Number of positions: 6, Color: gray

Cable housing - PH 1,5/S/7 - 3212798



Cable housing, Length: 19.9 mm, Width: 24.5 mm, Height: 36.8 mm, Number of positions: 7, Color: gray

Cable housing - PH 1,5/S/8 - 3212808



Cable housing, Length: 19.9 mm, Width: 28 mm, Height: 36.8 mm, Number of positions: 8, Color: gray

Connectors - PP-H 1,5/S/1-M - 3212688

Accessories

Cable housing - PH 1,5/S/9 - 3212811



Cable housing, Length: 19.9 mm, Width: 31.5 mm, Height: 36.8 mm, Number of positions: 9, Color: gray

Cable housing - PH 1,5/S/10 - 3212824



Cable housing, Length: 19.9 mm, Width: 35 mm, Height: 36.8 mm, Number of positions: 10, Color: gray

Cable housing - PH 1,5/S/11 - 3212837



Cable housing, Length: 19.9 mm, Width: 38.5 mm, Height: 36.8 mm, Number of positions: 11, Color: gray

Cable housing - PH 1,5/S/12 - 3212840



Cable housing, Length: 19.9 mm, Width: 42 mm, Height: 36.8 mm, Number of positions: 12, Color: gray

Cable housing - PH 1,5/S/13 - 3212853



Cable housing, Length: 19.9 mm, Width: 45.5 mm, Height: 36.8 mm, Number of positions: 13, Color: gray

Connectors - PP-H 1,5/S/1-M - 3212688

Accessories

Cable housing - PH 1,5/S/14 - 3212866



Cable housing, Length: 19.9 mm, Width: 49 mm, Height: 36.8 mm, Number of positions: 14, Color: gray

Cable housing - PH 1,5/S/15 - 3212879



Cable housing, Length: 19.9 mm, Width: 52.5 mm, Height: 36.8 mm, Number of positions: 15, Color: gray

Drawings

Circuit diagram



Schematic diagram

