

REV. Status
 REVISION -
 10/25/00 MP
 REVISION A
 CHANGED A.9.
 03/05/01 MP

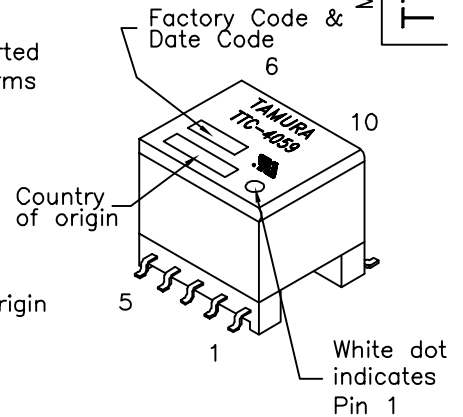
ADSL transformer designed for use with Globespan IC chip G7000 (CPE Side)

A. Electrical Specifications (@ 25°C)

1. Primary (Line side) Impedance; 100Ω
2. Secondary (IC side) Impedance; 100Ω
3. Insertion Loss; 0.5dB MAX @ 772KHz, 0dBm
4. Longitudinal Balance; 40dB MIN @ 20KHz to 1.1MHz, 0dBm (Per ITU method pin 10 grounded)
5. Primary Open Circuit Inductance; 430μH ±10% @ 10KHz, 0.1Vrms Measured (1-5) with 2 and 4 shorted
6. Leakage Inductance; 10μH MAX @ 100KHz, 0.1Vrms Measured (1-5) with 2 & 4, 7 & 9 and 6 & 10 shorted
7. Total Harmonic Distortion; -85dB TYP @ 100KHz, 2.5Vrms
8. DC Resistance; (1-5)=0.90Ω MAX, with 2 & 4 shorted (6-10)=0.7Ω MAX, with 7 & 9 shorted
9. Turns Ratio; (6-10):(1-5)=1:1.00±2%
2 & 4, and 7 & 9 shorted
10. Dielectric Strength; 1875Vrms 1 second @ Pri to Sec


 UL# E208555

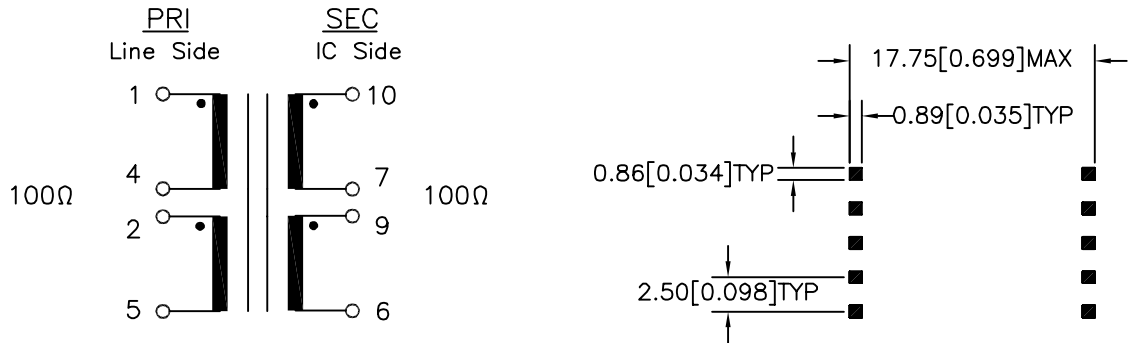
MODEL NUMBER
TTC-4059



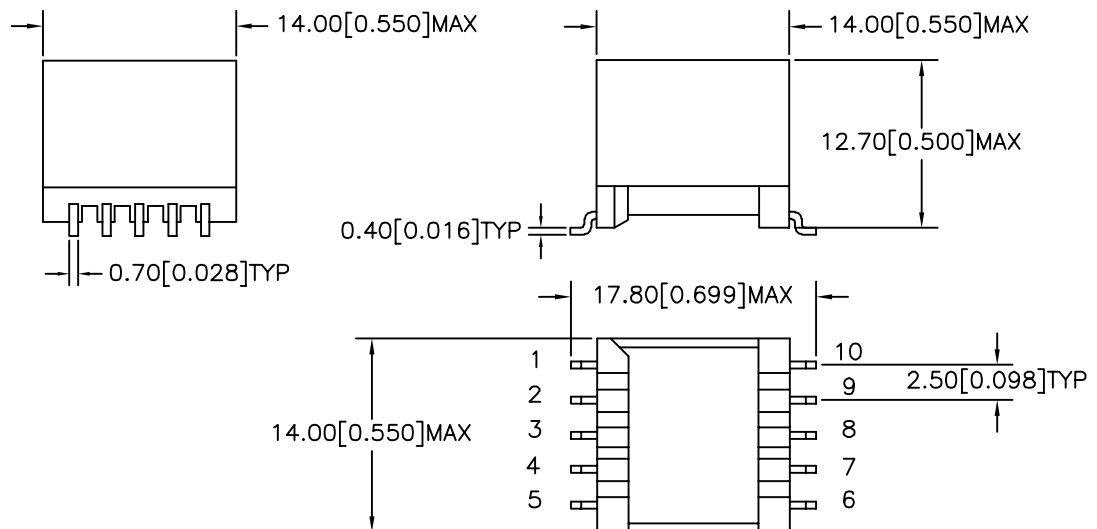
B. Marking; TTC-4059, TAMURA, date code and country of origin

C. Safety; UL1950 3rd Edition

D. Schematic;



E. Mechanical Specifications;



PREPARED BY:

D. Rund

ENGINEER:

M. Pitchai

QUALITY CONTROL:

D. Kelley

APPROVED:

J. Coleman

DWG CONTROL NO.
 P-A1-12566
 ACAD\TTC\A1125661.DWG

REV
A

ADSL
 TRANSFORMER

TTC-4059

CONTENTS OF THIS DRAWING ARE
 SUBJECT TO CHANGE WITHOUT
 PRIOR NOTICE

TAMURA CORPORATION OF AMERICA
 43352 BUSINESS PARK DRIVE, TEMECULA, CA. 92590-6624
 (909) 699-1270 FAX 9096769482

MODEL SPECIFICATION

DIM: mm(In) SCL: 2/1 SH: 1 OF 1

PROPRIETARY NOTICE: THIS DRAWING PRINT OR DOCUMENT AND SUBJECT MATTER DISCLOSED HEREIN ARE PROPRIETARY ITEMS TO WHICH TAMURA RETAINS THE EXCLUSIVE RIGHT OF DISSEMINATION, REPRODUCTION, MANUFACTURE AND SALE. THIS DRAWING, PRINT OR DOCUMENT IS SUBMITTED IN CONFIDENCE FOR CONSIDERATION BY THE RECIPIENT ALONE UNLESS PERMISSION FOR FURTHER DISCLOSURE IS EXPRESSLY GRANTED IN WRITING.