

RFID Magnetic Locking Safety Switches

D40ML Series

Magnetic latching combines with RFID technology to deliver high holding force and tamper resistance

- RFID provides a high degree of tamper resistance.
- Clean/Sanitize in Place – stainless steel versions are rated IP69K
- LEDs support easy fault diagnosis
- Install up to 20 switches in series
- Residual magnetism acts as light door latch after unlocking
- Two actuator types
 - Basic – all actuators in the system are identically coded.
 - Unique – every actuator is individually coded. 32,000,000 codes
 - Both offer tolerance for misalignment
- Two switch sizes provide multiple holding force options
 - Medium Duty
 - Stainless Steel: F_{1max} (typical) 600N, F_{zh} 450N
 - Plastic and Diecast: F_{1max} (typical) 900N, F_{zh} 675N
 - Heavy Duty
 - Stainless Steel: F_{1max} (typical) 950N, F_{zh} 700N
 - Plastic and Diecast: F_{1max} (typical) 1500N, F_{zh} 1150N
- Three case materials
 - Plastic, diecast metal, 316 stainless steel
- For use on machines with no rundown time if power is lost



Diagnostic Indicator Function

Yellow LED indicates OPEN



Shown in Guard Open Position

Green LED indicates CLOSED



Shown in Guard Closed Position

Switch Status	Guard	Green LED	Yellow LED	Safety Output
Locked	Closed	Steady	Off	Closed
Solenoid Power OFF (unlocked)	Closed	Flashing	Off	Open
Guard Open	Open	Off	Steady	Open
Door Forced Open	Open	Off	Flashing	Open

Ordering Information

Case Material	Holding Force F1 _{max} (typical)	Actuator Type	Cable Configuration	Model Number
316 Stainless Steel (IP69K)	600N	Unique	5m Cable	D40ML-SS2-U-5M
			10m Cable	D40ML-SS2-U-10M
			Pigtail w/ M12 Connector	D40ML-SS2-U-M12
		Basic	5m Cable	D40ML-SS2-B-5M
			10m Cable	D40ML-SS2-B-10M
			Pigtail w/ M12 Connector	D40ML-SS2-B-M12
	950N	Unique	5m Cable	D40ML-SS1-U-5M
			10m Cable	D40ML-SS1-U-10M
			Pigtail w/ M12 Connector	D40ML-SS1-U-M12
		Basic	5m Cable	D40ML-SS1-B-5M
			10m Cable	D40ML-SS1-B-10M
			Pigtail w/ M12 Connector	D40ML-SS1-B-M12
Plastic (IP67)	900N	Unique	5m Cable	D40ML-P2-U-5M
			10m Cable	D40ML-P2-U-10M
			Pigtail w/ M12 Connector	D40ML-P2-U-M12
		Basic	5m Cable	D40ML-P2-B-5M
			10m Cable	D40ML-P2-B-10M
			Pigtail w/ M12 Connector	D40ML-P2-B-M12
	1500N	Unique	5m Cable	D40ML-P1-U-5M
			10m Cable	D40ML-P1-U-10M
			Pigtail w/ M12 Connector	D40ML-P1-U-M12
		Basic	5m Cable	D40ML-P1-B-5M
			10m Cable	D40ML-P1-B-10M
			Pigtail w/ M12 Connector	D40ML-P1-B-M12
Diecast Metal (IP67)	900N	Unique	5m Cable	D40ML-M2-U-5M
			10m Cable	D40ML-M2-U-10M
			Pigtail w/ M12 Connector	D40ML-M2-U-M12
		Basic	5m Cable	D40ML-M2-B-5M
			10m Cable	D40ML-M2-B-10M
			Pigtail w/ M12 Connector	D40ML-M2-B-M12
	1500N	Unique	5m Cable	D40ML-M1-U-5M
			10m Cable	D40ML-M1-U-10M
			Pigtail w/ M12 Connector	D40ML-M1-U-M12
		Basic	5m Cable	D40ML-M1-B-5M
			10m Cable	D40ML-M1-B-10M
			Pigtail w/ M12 Connector	D40ML-M1-B-M12

Spare Actuators

Product Description	Model Number
Stainless Steel; IP69K; 950N; Basic Code; Actuator	D40ML-SS1-B-ACT
Stainless Steel; IP69K 600N; Basic Code; Actuator	D40ML-SS2-B-ACT
Diecast Metal; IP67; 1500N; Basic Code; Actuator	D40ML-M1-B-ACT
Diecast Metal; IP67; 900N; Basic Code; Actuator	D40ML-M2-B-ACT
Plastic; IP67; 1500N; Basic Code; Actuator	D40ML-P1-B-ACT
Plastic; IP67; 900N; Basic Code; Actuator	D40ML-P2-B-ACT

Note: Spare actuators are not available for uniquely coded switches.

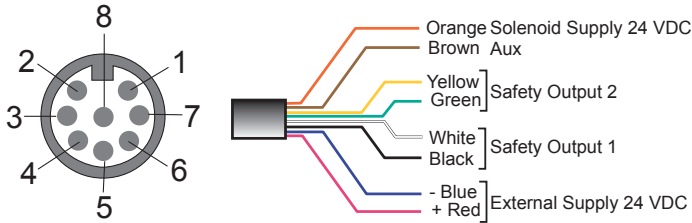
Accessories

Product Description	Model Number
Quick Disconnect Cable, 8-pin M12 to Flying Leads, PVC Jacket, 5 Meter Length	D40ML-CBL-M12-5M
Quick Disconnect Cable, 8-pin M12 to Flying Leads, PVC Jacket, 10 Meter Length	D40ML-CBL-M12-10M

Specifications

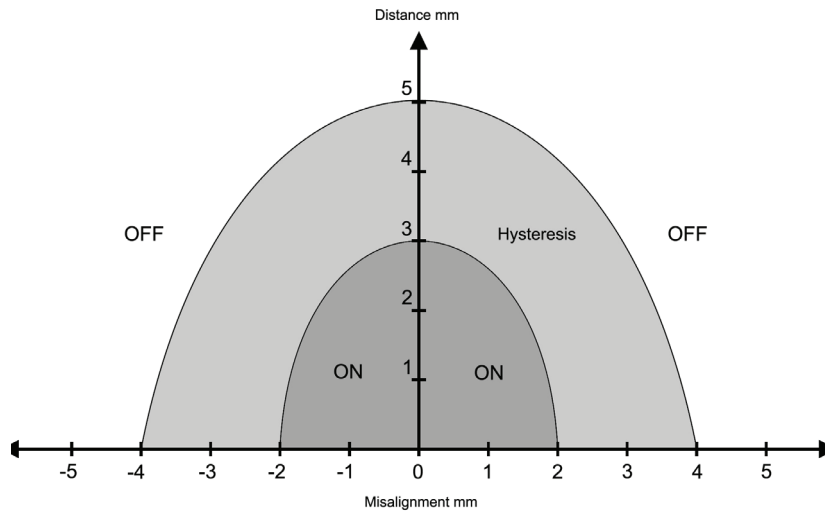
Codes and Standards:	IEC 60947-5-3:2013, EN 60947-5-1:2004 + AC:2005 + A1:2009, EN 60947-1:2007 + A1:2011, EN ISO 13849-1:2008 + AC:2009, EN 62061:2005 + AC:2010 + A1:2013, ISO 14119:2013, UL508
Safety Classification and Reliability Data:	
Minimum Switched Current:	10V DC 1mA
Dielectric Withstand:	250VAC
Insulation Resistance:	100 MΩ
Shock Resistance:	11ms 30G
Vibration Resistance:	10 Hz to 55 Hz, 1 mm amplitude
Switching Distance:	S _{ao} 1 mm Close; S _{ar} 10 mm Open
Misalignment	Between switch and actuator, 2 mm in any direction
Switching Frequency:	1.0 Hz maximum
Response Time (On-->Off):	10 ms max.
Operating Time (Off -->On):	150 ms
Approach Speed:	200mm/m to 1000mm/s
Body Material:	D40ML-P_: Plastic D40ML-M_: Diecast Metal D40ML-SS_: 316 Stainless Steel Actuator Seal: Silicone Encapsulation: High Temperature Epoxy
Operating Temperature Range:	-25C to + 40C
Ambient Operating Humidity:	up to 90% at 25C ~ 40C
Enclosure Protection:	IP67 (Plastic or Diecast Metal) IP69K (Stainless steel versions with flying leads)
Cable Type:	PVC 8 core, 6mm outer diameter
Mounting Bolts:	2 x M5 Tightening torque 1.0 Nm
Mounting Position:	Any
Power Supply:	24VDC ± 10% (selv / pelv)
Power Consumption:	Unlocked: 50 mA max. Locked: 500 mA max.
Holding Force:	Medium Duty - Stainless Steel: F _{1max} (typical) 600N, F _{zh} 450N - Plastic and Diecast: F _{1max} (typical) 900N, F _{zh} 675N Heavy Duty - Stainless Steel: F _{1max} (typical) 950N, F _{zh} 700N - Plastic and Diecast: F _{1max} (typical) 1500N, F _{zh} 1150N
Max. Switched Current (Outputs):	200mA (min. internal resistance 8.5 Ohms)
Auxiliary Signal	Door open (24 VDC), Door closed (12 VDC) 200 mA max.
Characteristic Data according to EN ISO13849-1:	
	PLe : If both channels are used in combination with a SIL3/PLe control device Category : Cat. 4 MTTFd : 1100a Diagnostic Coverage DC : 99% (high) Number of operating days per year: : d _{op} = 365d Number of operating hours per day: h _{op} = 24h B10d: Not mechanical parts implemented
Characteristic Data according to IEC62061 (used as a sub system):	
	Safety Integrity Level: SIL3 PFH (1/h): 4.77E-10 Corresponds to 4.8% of SIL3 PFD: 4.18E-05 Corresponds to 4.2% of SIL3 Proof Test Interval T ₁ : 20a
Information with regard to UL508	Use LVLC or Class 2 supply. Type 1 enclosure.
When the product use deviates from these assumptions (different load, operating frequency, etc.) the values must be adjusted accordingly.	

Cable Wiring



Non-Contact RFID Locking Switch Wiring Diagram			
Quick Connect (CC) M12 8-way male plug	Conductor Colors	Function	Power Rating
8	Orange	Lock Applied (24 VDC +/- 10%)	500mA Max
5	Brown	Auxiliary Signal (Door Open/Closed)	+24 VDC (200mA)
4	Yellow	Safety Output 2	200mA Max
6	Green	Safety Output 2	
1	White	Safety Output 1	200mA Max
7	Black	Safety Output 1	
3	Blue	0 VDC	50mA Max
2	Red	+24 VDC +/- 10%	

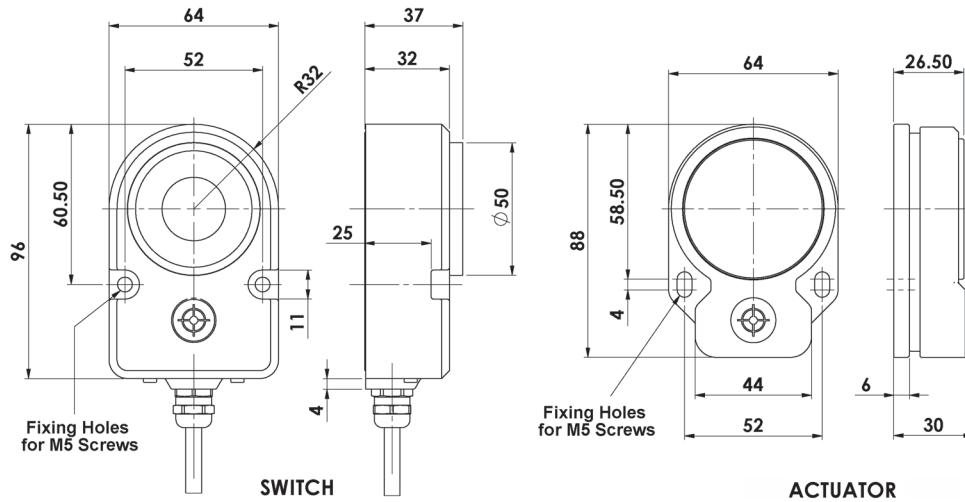
Typical Operating Distance



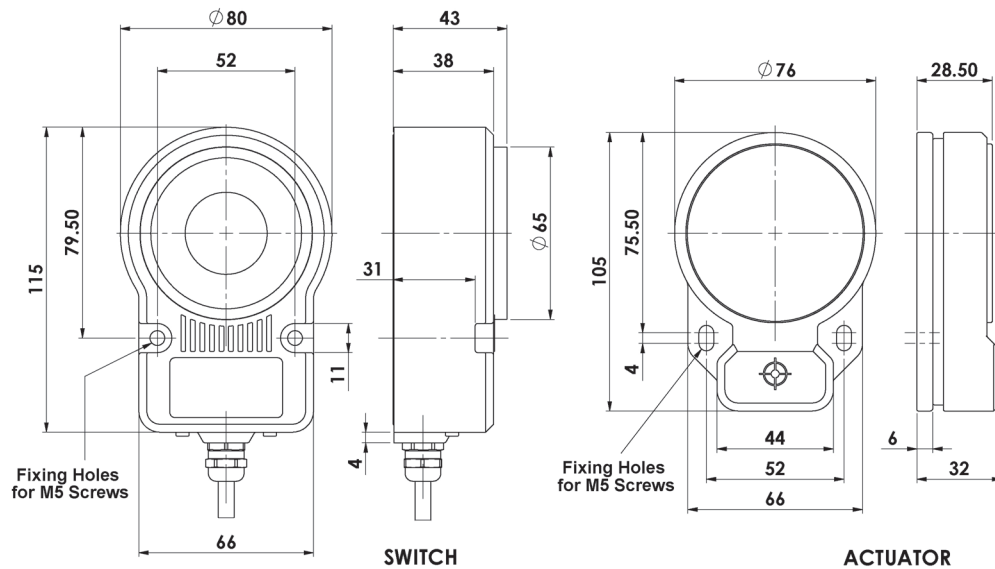
Note: DO NOT use switch and actuator as a guard door stop.

Dimensions

D40ML Medium Duty Switch Dimensions (mm)



D40ML Heavy Duty Switch Dimensions (mm)



Installation:

- Installation of all D40ML series safety switches must be in accordance with a risk assessment for the individual application.
- The use of a safety relay is required for monitoring RFID coded switches. These relays monitor two redundant circuits as per ISO13849-1 for up to PLe/Category 4 protection.
- D40ML series switches are designed to operate with most dual channel safety relays to satisfy EN60947-5-3.
- M5 mounting bolts must be used to mount the switches. Tightening torque for mounting bolts to ensure reliable fixing is 1.0 Nm. Always mount on non-ferrous materials.
- Do not mount adjacent switches or actuators closer than 30mm.
- To achieve nominal holding force ensure face-to-face alignment of magnetic parts.
- After installation always check each switch function by opening and closing each guard individually in turn and ensuring that the Green LED on the switch and the LEDs on the safety relay are illuminated when the switch is closed and are extinguished when the switch is open. Check that the machine stops and cannot be re-started when each switch is open.

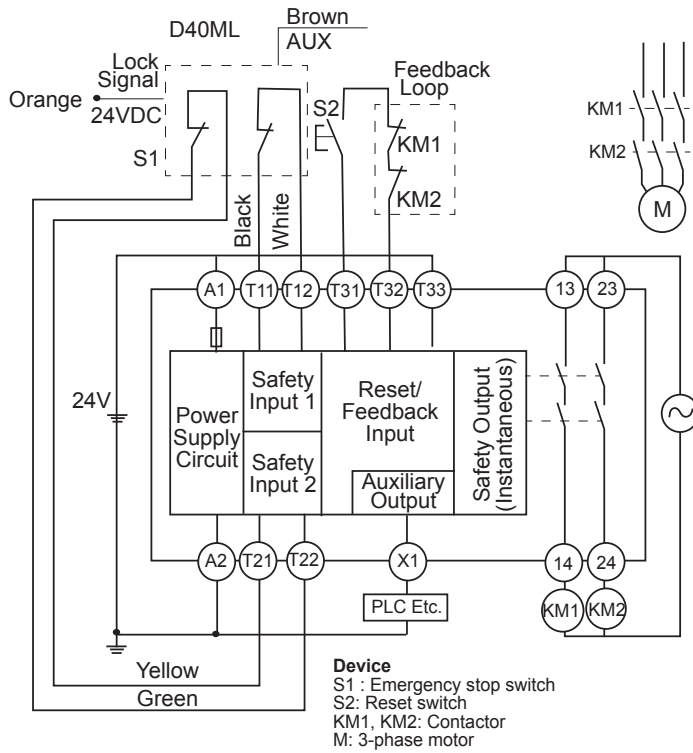
Maintenance/Safety Checks: Monthly: Check alignment of actuator and look for signs of mechanical damage to the switch casing or cables. The safety functions and mechanics must be tested regularly. For applications where infrequent guard access is foreseeable, the system must have a manual function test to detect a possible accumulation of faults. At least once per month for PLe Cat3/4 or once per year for PLd Cat3 (ISO13849-1). Where possible it is recommended that the control system of the machine demands and monitors these tests, and stops or prevents the machine from starting if the test is not done. (ISO14119). Check that the machine stops and cannot be re-started when each switch is open.

NOTE: The safety outputs will only close when the actuator is in place and the lock magnet is energized. Forcing open of the lock will cause the safety outputs to open.

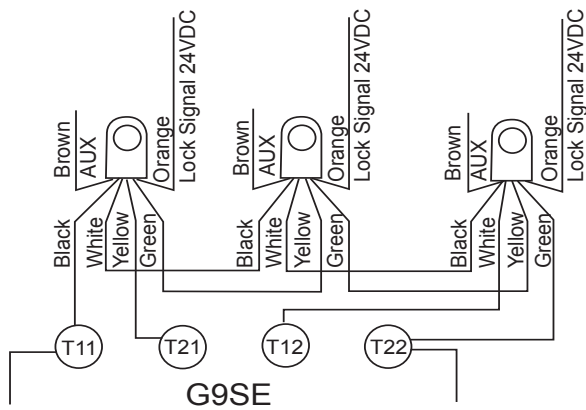
IMPORTANT: The guard holding has no interlock function. The Risk Assessment for the particular application should include the risk of spare actuators. Spare actuators should not be readily available and must be securely controlled. Record any RFID codes as required by factory rules or with reference to any risk assessment for the particular application and user location.

Wiring Options

D40ML to G9SE-201 (up to Safety PLe acc. EN ISO 13849-1)



D40ML to G9SE-201 - Series Connections (up to Safety PLd acc. EN ISO 13849-1, maximum 20 switches)



Terms and Conditions of Sale

1. **Offer; Acceptance.** These terms and conditions (these "**Terms**") are deemed part of all quotes, agreements, purchase orders, acknowledgments, price lists, catalogs, manuals, brochures and other documents, whether electronic or in writing, relating to the sale of products or services (collectively, the "**Products**") by Omron Electronics LLC and its subsidiary companies ("**Omron**"). Omron objects to any terms or conditions proposed in Buyer's purchase order or other documents which are inconsistent with, or in addition to, these Terms.
2. **Prices; Payment Terms.** All prices stated are current, subject to change without notice by Omron. Omron reserves the right to increase or decrease prices on any unshipped portions of outstanding orders. Payments for Products are due net 30 days unless otherwise stated in the invoice.
3. **Discounts.** Cash discounts, if any, will apply only on the net amount of invoices sent to Buyer after deducting transportation charges, taxes and duties, and will be allowed only if (i) the invoice is paid according to Omron's payment terms and (ii) Buyer has no past due amounts.
4. **Interest.** Omron, at its option, may charge Buyer 1-1/2% interest per month or the maximum legal rate, whichever is less, on any balance not paid within the stated terms.
5. **Orders.** Omron will accept no order less than \$200 net billing.
6. **Governmental Approvals.** Buyer shall be responsible for, and shall bear all costs involved in, obtaining any government approvals required for the importation or sale of the Products.
7. **Taxes.** All taxes, duties and other governmental charges (other than general real property and income taxes), including any interest or penalties thereon, imposed directly or indirectly on Omron or required to be collected directly or indirectly by Omron for the manufacture, production, sale, delivery, importation, consumption or use of the Products sold hereunder (including customs duties and sales, excise, use, turnover and license taxes) shall be charged to and remitted by Buyer to Omron.
8. **Financial.** If the financial position of Buyer at any time becomes unsatisfactory to Omron, Omron reserves the right to stop shipments or require satisfactory security or payment in advance. If Buyer fails to make payment or otherwise comply with these Terms or any related agreement, Omron may (without liability and in addition to other remedies) cancel any unshipped portion of Products sold hereunder and stop any Products in transit until Buyer pays all amounts, including amounts payable hereunder, whether or not then due, which are owing to it by Buyer. Buyer shall in any event remain liable for all unpaid accounts.
9. **Cancellation; Etc.** Orders are not subject to rescheduling or cancellation unless Buyer indemnifies Omron against all related costs or expenses.
10. **Force Majeure.** Omron shall not be liable for any delay or failure in delivery resulting from causes beyond its control, including earthquakes, fires, floods, strikes or other labor disputes, shortage of labor or materials, accidents to machinery, acts of sabotage, riots, delay in or lack of transportation or the requirements of any government authority.
11. **Shipping; Delivery.** Unless otherwise expressly agreed in writing by Omron:
 - a. Shipments shall be by a carrier selected by Omron; Omron will not drop ship except in "break down" situations.
 - b. Such carrier shall act as the agent of Buyer and delivery to such carrier shall constitute delivery to Buyer;
 - c. All sales and shipments of Products shall be FOB shipping point (unless otherwise stated in writing by Omron), at which point title and risk of loss shall pass from Omron to Buyer; provided that Omron shall retain a security interest in the Products until the full purchase price is paid;
 - d. Delivery and shipping dates are estimates only; and
 - e. Omron will package Products as it deems proper for protection against normal handling and extra charges apply to special conditions.
12. **Claims.** Any claim by Buyer against Omron for shortage or damage to the Products occurring before delivery to the carrier must be presented in writing to Omron within 30 days of receipt of shipment and include the original transportation bill signed by the carrier noting that the carrier received the Products from Omron in the condition claimed.
13. **Warranties.** (a) **Exclusive Warranty.** Omron's exclusive warranty is that the Products will be free from defects in materials and workmanship for a period of twelve months from the date of sale by Omron (or such other period expressed in writing by Omron). Omron disclaims all other warranties, express or implied. (b) **Limitations.** OMRON MAKES NO WARRANTY OR REPRESENTATION, EXPRESS OR IMPLIED, ABOUT NON-INFRINGEMENT, MERCHANTABILITY OR FITNESS FOR A PARTICULAR PURPOSE OF THE PRODUCTS. BUYER ACKNOWLEDGES THAT IT ALONE HAS DETERMINED THAT THE PRODUCTS WILL SUITABLY MEET THE REQUIREMENTS OF THEIR INTENDED USE. Omron further disclaims all warranties and responsibility of any type for claims or expenses based on infringement by the Products or otherwise of any intellectual property right. (c) **Buyer Remedy.** Omron's sole obligation hereunder shall be, at Omron's election, to (i) replace (in the form originally shipped with Buyer responsible for labor charges for removal or replacement thereof) the non-complying Product, (ii) repair the non-complying Product, or (iii) repay or credit Buyer an amount equal to the purchase price of the non-complying Product; provided that in no event shall Omron be responsible for warranty, repair, indemnity or any other claims or expenses regarding the Products unless Omron's analysis confirms that the Products were properly handled, stored, installed and maintained and not subject to contamination, abuse, misuse or inappropriate modification. Return of any Products by Buyer must be approved in writing by Omron before shipment. Omron Companies shall not be liable for the suitability or unsuitability or the results from the use of Products in combination with any electrical or electronic components, circuits, system assemblies or any other materials or substances or environments. Any advice, recommendations or information given orally or in writing, are not to be construed as an amendment or addition to the above warranty. See <http://www.omron247.com> or contact your Omron representative for published information.
14. **Limitation on Liability; Etc.** OMRON COMPANIES SHALL NOT BE LIABLE FOR SPECIAL, INDIRECT, INCIDENTAL, OR CONSEQUENTIAL DAMAGES, LOSS OF PROFITS OR PRODUCTION OR COMMERCIAL LOSS IN ANY WAY CONNECTED WITH THE PRODUCTS, WHETHER SUCH CLAIM IS BASED IN CONTRACT, WARRANTY, NEGLIGENCE OR STRICT LIABILITY. Further, in no event shall liability of Omron Companies exceed the individual price of the Product on which liability is asserted.
15. **Indemnities.** Buyer shall indemnify and hold harmless Omron Companies and their employees from and against all liabilities, losses, claims, costs and expenses (including attorney's fees and expenses) related to any claim, investigation, litigation or proceeding (whether or not Omron is a party) which arises or is alleged to arise from Buyer's acts or omissions under these Terms or in any way with respect to the Products. Without limiting the foregoing, Buyer (at its own expense) shall indemnify and hold harmless Omron and defend or settle any action brought against such Companies to the extent based on a claim that any Product made to Buyer specifications infringed intellectual property rights of another party.
16. **Property; Confidentiality.** Any intellectual property in the Products is the exclusive property of Omron Companies and Buyer shall not attempt to duplicate it in any way without the written permission of Omron. Notwithstanding any charges to Buyer for engineering or tooling, all engineering and tooling shall remain the exclusive property of Omron. All information and materials supplied by Omron to Buyer relating to the Products are confidential and proprietary, and Buyer shall limit distribution thereof to its trusted employees and strictly prevent disclosure to any third party.
17. **Export Controls.** Buyer shall comply with all applicable laws, regulations and licenses regarding (i) export of products or information; (ii) sale of products to "forbidden" or other proscribed persons; and (iii) disclosure to non-citizens of regulated technology or information.
18. **Miscellaneous.** (a) **Waiver.** No failure or delay by Omron in exercising any right and no course of dealing between Buyer and Omron shall operate as a waiver of rights by Omron. (b) **Assignment.** Buyer may not assign its rights hereunder without Omron's written consent. (c) **Law.** These Terms are governed by the law of the jurisdiction of the home office of the Omron company from which Buyer is purchasing the Products (without regard to conflict of law principles). (d) **Amendment.** These Terms constitute the entire agreement between Buyer and Omron relating to the Products, and no provision may be changed or waived unless in writing signed by the parties. (e) **Severability.** If any provision hereof is rendered ineffective or invalid, such provision shall not invalidate any other provision. (f) **Setoff.** Buyer shall have no right to set off any amounts against the amount owing in respect of this invoice. (g) **Definitions.** As used herein, "including" means "including without limitation"; and "Omron Companies" (or similar words) mean Omron Corporation and any direct or indirect subsidiary or affiliate thereof.

Certain Precautions on Specifications and Use

1. **Suitability of Use.** Omron Companies shall not be responsible for conformity with any standards, codes or regulations which apply to the combination of the Product in the Buyer's application or use of the Product. At Buyer's request, Omron will provide applicable third party certification documents identifying ratings and limitations of use which apply to the Product. This information by itself is not sufficient for a complete determination of the suitability of the Product in combination with the end product, machine, system, or other application or use. Buyer shall be solely responsible for determining appropriateness of the particular Product with respect to Buyer's application, product or system. Buyer shall take application responsibility in all cases but the following is a non-exhaustive list of applications for which particular attention must be given: (i) Outdoor use, uses involving potential chemical contamination or electrical interference, or conditions or uses not described in this document. (ii) Use in consumer products or any use in significant quantities. (iii) Energy control systems, combustion systems, railroad systems, aviation systems, medical equipment, amusement machines, vehicles, safety equipment, and installations subject to separate industry or government regulations. (iv) Systems, machines and equipment that could present a risk to life or property. Please know and observe all prohibitions of use applicable to this Product. NEVER USE THE PRODUCT FOR AN APPLICATION INVOLVING SERIOUS RISK TO LIFE OR PROPERTY OR IN LARGE QUANTITIES WITHOUT ENSURING THAT THE SYSTEM AS A WHOLE HAS BEEN DESIGNED TO ADDRESS THE RISKS, AND THAT THE OMRON'S PRODUCT IS PROPERLY RATED AND INSTALLED FOR THE INTENDED USE WITHIN THE OVERALL EQUIPMENT OR SYSTEM.
2. **Programmable Products.** Omron Companies shall not be responsible for the user's programming of a programmable Product, or any consequence thereof.
3. **Performance Data.** Data presented in Omron Company websites, catalogs and other materials is provided as a guide for the user in determining suitability and does not constitute a warranty. It may represent the result of Omron's test conditions, and the user must correlate it to actual application requirements. Actual performance is subject to the Omron's Warranty and Limitations of Liability.
4. **Change in Specifications.** Product specifications and accessories may be changed at any time based on improvements and other reasons. It is our practice to change part numbers when published ratings or features are changed, or when significant construction changes are made. However, some specifications of the Product may be changed without any notice. When in doubt, special part numbers may be assigned to fix or establish key specifications for your application. Please consult with your Omron's representative at any time to confirm actual specifications of purchased Product.
5. **Errors and Omissions.** Information presented by Omron Companies has been checked and is believed to be accurate; however, no responsibility is assumed for clerical, typographical or proofreading errors or omissions.

OMRON AUTOMATION AND SAFETY • THE AMERICAS HEADQUARTERS • Chicago, IL USA • 847.843.7900 • 800.556.6766 • www.omron247.com

OMRON CANADA, INC. • HEAD OFFICE

Toronto, ON, Canada • 416.286.6465 • 866.986.6766 • www.omron247.com

OMRON ELECTRONICS DE MEXICO • HEAD OFFICE

México DF • 52.55.59.01.43.00 • 01-800-226-6766 • mela@omron.com

OMRON ELECTRONICS DE MEXICO • SALES OFFICE

Apodaca, N.L. • 52.81.11.56.99.20 • 01-800-226-6766 • mela@omron.com

OMRON ELETRÔNICA DO BRASIL LTDA • HEAD OFFICE

São Paulo, SP, Brasil • 55.11.2101.6300 • www.omron.com.br

OMRON ARGENTINA • SALES OFFICE

Cono Sur • 54.11.4783.5300

OMRON CHILE • SALES OFFICE

Santiago • 56.9.9917.3920

OTHER OMRON LATIN AMERICA SALES

54.11.4783.5300

OMRON EUROPE B.V. • Wegalaan 67-69, NL-2132 JD, Hoofddorp, The Netherlands. • +31 (0) 23 568 13 00 • www.industrial.omron.eu

Authorized Distributor:

Automation Control Systems

- Machine Automation Controllers (MAC) • Programmable Controllers (PLC)
- Operator interfaces (HMI) • Distributed I/O • Software

Drives & Motion Controls

- Servo & AC Drives • Motion Controllers & Encoders

Temperature & Process Controllers

- Single and Multi-loop Controllers

Sensors & Vision

- Proximity Sensors • Photoelectric Sensors • Fiber-Optic Sensors
- Amplified Photomicrosensors • Measurement Sensors
- Ultrasonic Sensors • Vision Sensors

Industrial Components

- RFID/Code Readers • Relays • Pushbuttons & Indicators
- Limit and Basic Switches • Timers • Counters • Metering Devices
- Power Supplies

Safety

- Laser Scanners • Safety Mats • Edges and Bumpers • Programmable Safety Controllers • Light Curtains • Safety Relays • Safety Interlock Switches