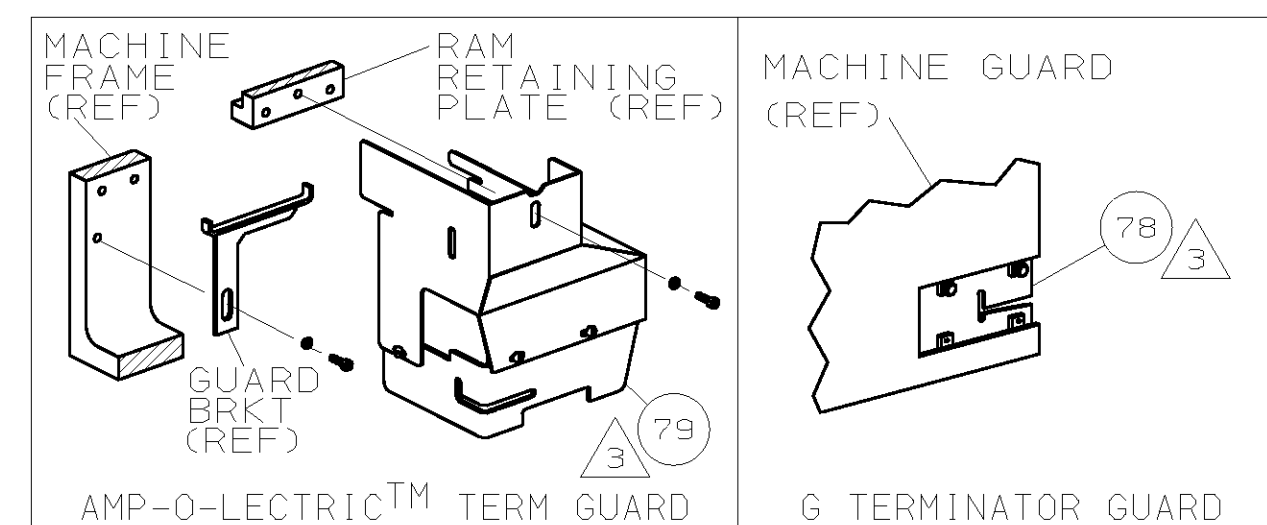


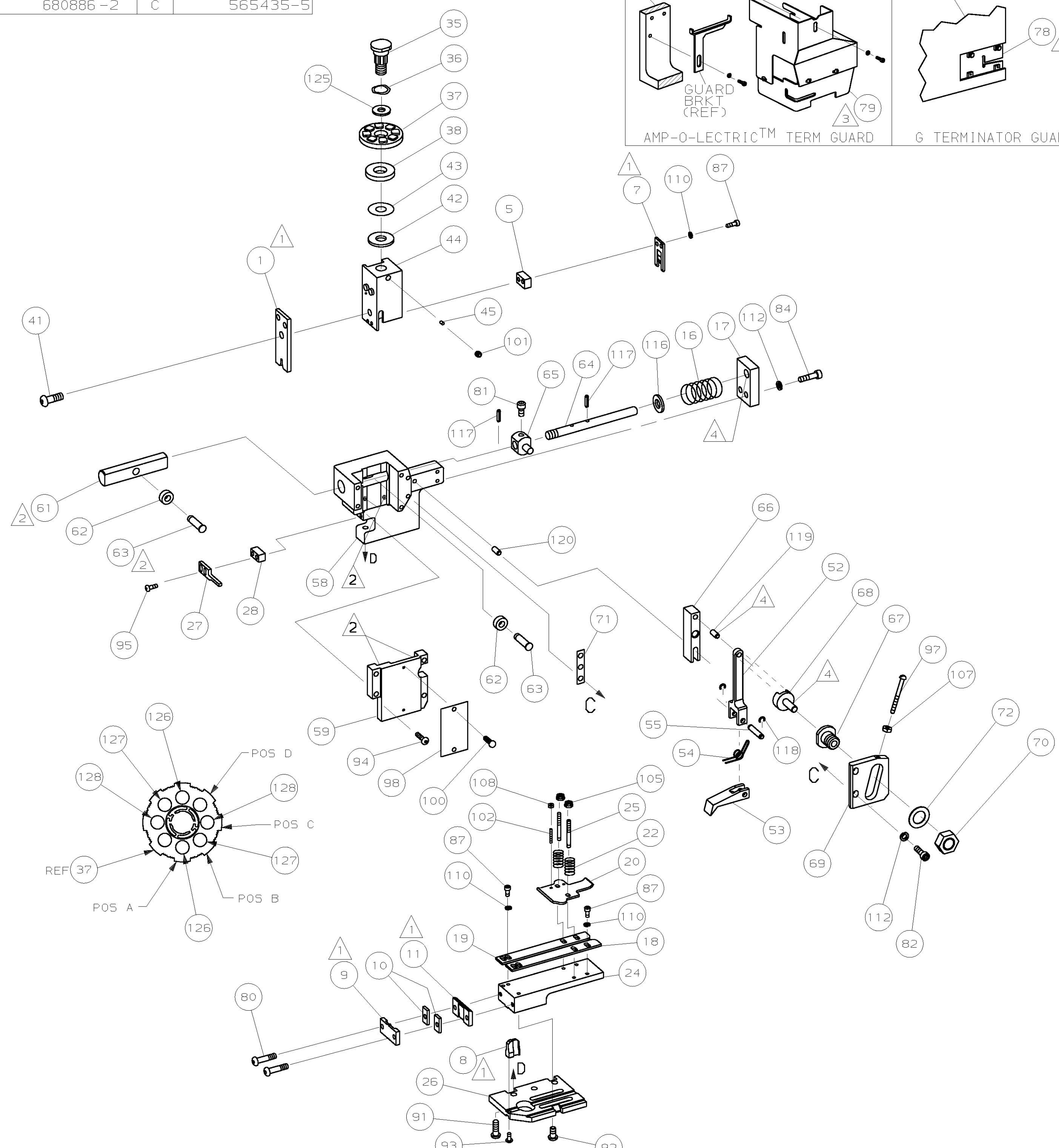
PART NUMBER	REV	FIRST USED
680886-1	C	122500-1
680886-2	C	565435-5



TERMINAL NAME: RT. ANGLE MAG-MATE		CRIMP DATA (AMP TERMINAL)		
PAD LTR	CRIMP HEIGHT	WIRE SIZE		
A	.069 ±.002 [1.75 ±0.05mm]	16		
B	.065 ±.002 [1.65 ±0.05mm]	18		
C	.059 ±.002 [1.50 ±0.05mm]	20		
D	NOT USED	USED		
CRIMP	SIZE	TYPE	RANGE	
WIRE	.110 [2.79mm]	F	20-16	
INSUL	-	-	-	

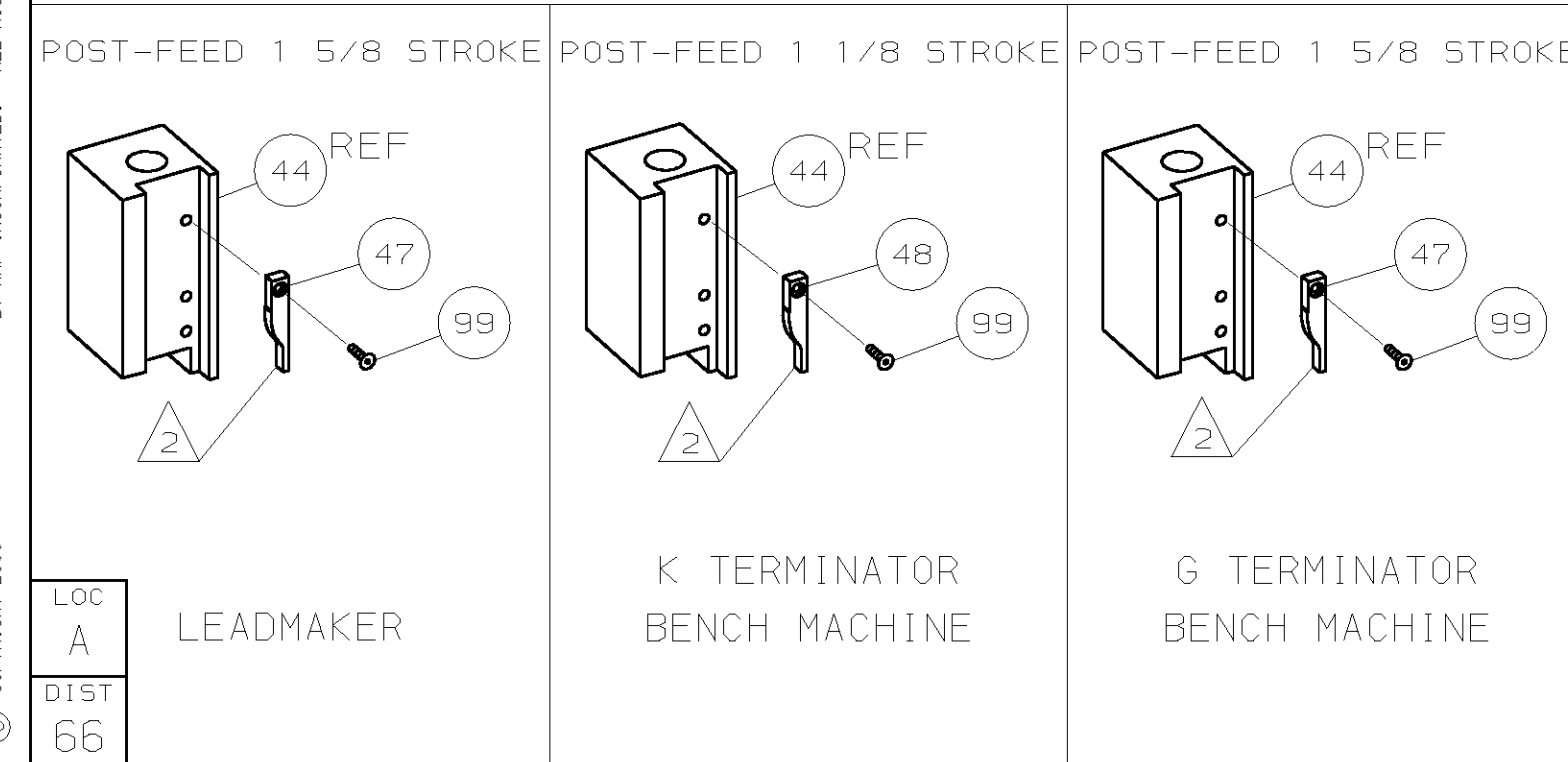
LEADMAKER & BENCH MODEL G		MECH POST FEED				
BENCH MODEL K		MECH POST FEED				
REF	REF	-	A	22594-8	NUT, HEX	70
REF	REF	-	B	240628-1	PLATE, ADJ	69
REF	REF	-	B	240626-1	SHAFT, PIVOT	68
REF	REF	-	B	240633-1	BUSHING	67
REF	REF	-	A	455680-1	LEVER, INTERMEDIATE	66
REF	REF	-	B	240629-1	BLOCK, PIVOT	65
REF	REF	-	A	240632-2	SCR, ADJ	64
REF	REF	-	B	240659-3	PIN, CAM ROLLER	63
REF	REF	-	B	240658-1	CAM, ROLLER	62
REF	REF	-	B	454398-1	ROD, FEED	61

THIS DRAWING IS A CONTROLLED DOCUMENT.



QTY	REF	REV	U/M	DWG SIZE	PART NO	DESCRIPTION	ITEM NO
2	2	-	C		354779-4	PIN, WIRE DISC (.3010)C	129
2	2	-	C		8-354778-9	PIN, WIRE DISC (.2940)B	127
2	2	-	C		8-354778-1	PIN, WIRE DISC (.2900)A	126
1	1	-	A		986950-1	WASHER, FLAT PRECISION	125
1	1	-	A		217238-1	GENERAL INSTRUCTION PACKAGE	124
1	1	-	-		4088039	EF APPL INST 408-8039	123
							122
							121
REF	REF	-	A		1-21030-7	PIN, DOWEL (Ø.187x1.50)H5G	120
REF	REF	-	A		1-21030-1	PIN, DOWEL (Ø.187x.50)LEVER	119
REF	REF	-	A		21045-3	RING, RET "C" (Ø.187)FD PIN	118
REF	REF	-	A		5-21028-1	PIN, STD SPRING (Ø.12)FD ADJ ROD	117
REF	REF	-	A		21899-4	WASHER, FLAT (Ø5/16)SCR ADJ	116
							115
							114
							113
REF	REF	-	A		21024-5	WASHER, LOCK (NO.10)FD ROD GDE	112
6	6	-	A		21024-4	WASHER, LOCK (NO.8)SHEAR BL	110
							109
2	2	-	A		21018-4	NUT, HEX (4-40)DRAG	108
REF	REF	-	A		21018-5	NUT, HEX (6-32)FD ADJ PL	107
							106
2	2	-	A		21022-2	NUT, HEX 5L (8-32)DRAG STUD	105
							104
							103
2	2	-	A		2-21006-6	SCR, SKT SET (4-40x.62)DRAG	102
1	1	-	A		21009-2	SCR, SKT SET (1/4-20x.25)RAM	101
2	2	-	A		21017-2	SCR, DRIVE (#2x.19) ID PLATE	100
1	1	-	A		1-21002-7	SCR, BHC (6-32x.38)CAM	99
1	1	-	B		461264-1	PLATE, IDENTIFICATION	98
REF	REF	-	A		6-23715-5	SCR, PAN HD (6-32x1.50)FEED ADJ	97
							96
2	2	-	A		2-21002-2	SCR, BHC (8-32x.50)STRIPPER	95
REF	REF	-	A		2-21002-9	SCR, BHC (10-32x.75)H5G CAP	94
1	1	-	A		22733-8	SCR, BHC (8-32x.38 LW)ANVIL	93
4	4	-	A		3-21002-3	SCR, BHC (1/4-20x.50)ST 6D PL	92
REF	REF	-	A		2-22733-8	SCR, BHC (1/4-20x.62)BASE PL	91
							90
							89
							88
6	6	-	A		2-21000-6	SCR, 5HC (8-32x.38)SLUG BLADE	87
							86
							85
REF	REF	-	A		3-21000-7	SCR, 5HC (10-32x.75)FEED ROD GDE	84
							83
REF	REF	-	A		3-21000-6	SCR, 5HC (10-32x.62)FEED ADJ PL	82
REF	REF	-	A		3-21000-4	SCR, 5HC (10-32x.38)PIVOT BLOCK	81
2	2	-	A		3-21002-0	SCR, BHC (10-32x.88)SHEAR PL	80
REF	-	-	A		455745-1	GUARD, WINDOW	79
-	REF	-	A		679532-1	INSERT, GUARD	78
							77
							76
							75
							74
							73
REF	REF	-	A		458109-1	WASHER, FLAT (SPECIAL)	72
REF	REF	-	A		690517-1	SPACER	71

QTY	REF	REV	U/M	DWG SIZE	PART NO	DESCRIPTION	ITEM NO
1	1	-	B		240644-1	PLATE, REAR SHEAR	11
2	2	-	B		1-240645-0	SPACER, SHEAR	10
1	1	-	B		240642-1	PLATE, FRONT SHEAR	9
1	1	-	D		7-240654-6	ANVIL	8
1	1	-	B		1-240651-6	BLADE, SLUG	7
							6
1	1	-	C		3-240641-7	SPACER, SLUG BLADE	5
							4
							3
							2
1	1	-	C		3-456408-9	CRIMPER, WIRE	1



- 1 RECOMMENDED SPARE PARTS.
- 2 GREASE LIGHTLY.
- 3 GUARD MUST BE IN PLACE WHEN OPERATING APPLICATOR IN A BENCH MACHINE.
- 4 LUBRICATE DAILY USING NO. 20 MACHINE OIL.
- 5. ITEMS WITH QTY OF REF SPECIFIED (EXCEPT ITEMS 78 AND 79) ARE USED ON ITEM 32.
- 6 ITEM 78 USED WITH G TERMINATOR ONLY.

REVISION RECORD

REV	DATE	DESCRIPTION
C	0150-1388-02	TB OCT02
BI	ECN 0150-0938-01	DS 9-01
B	0150-0051-00	MEH 2/00
A	REVISED	MEH 1/00

REMOVE BURRS, BREAK SHARP EDGES R.015 MAX

MATL - HT TR - FIN -

DR M.HERR 27SEP99 APP T.ELBIN 27SEP99

CHK 27SEP99 REL -

B.HIGMAN

AMP AMP Incorporated Harrisburg, PA 17105-3608

NAME END FEED HDM APPLICATOR MACHINE REF MINI APPL

SCALE - DWG NO 680886 SHEET 1 OF 1 REV C

CASE CODE 00779 CUSTOMER AND ASSEMBLY DRAWING RESTRICTED TO