

SAFETY ORGANIZATIONS

THIS FILTER HAS BEEN FORMALLY RECOGNIZED, CERTIFIED OR APPROVED BY THE LISTED AGENCY. THEREFORE, ALL TEST/REQUIREMENTS SPECIFIED IN THE LATEST REVISION OF THE FOLLOWING AGENCY STANDARDS HAVE BEEN MET:

- RECOGNIZED: UL 1283
- CSA CERTIFIED: CSA 22.2, # 0,0,4,8
- VOE APPROVED: EN 133 200

OPERATING SPECIFICATIONS

LINE CURRENT/VOLTAGE: 7 AMP, 120/250 VAC,
7 AMP/40°C, 250 VAC

LINE FREQUENCY: 50-60Hz

MAXIMUM LEAKAGE CURRENT,
EACH LINE TO GROUND: 0.25 mA @120V 60Hz
0.40 mA @250V 50Hz

OPERATING AMBIENT TEMP. RANGE: -10°C TO +40°C @ RATED CURRENT, I_r.

IN AN AMBIENT, T₀, HIGHER THAN 40°C, THE MAXIMUM OPERATING CURRENT, I₀, IS AS FOLLOWS:

$$I_0 = I_r \sqrt{\frac{85 - T_0}{45}}$$

RELIABILITY SPECIFICATIONS:

STORAGE TEMPERATURE: -40°C TO +85°C
HUMIDITY: 21 DAYS @ 40°C 95% RH.
CURRENT OVERLOAD TEST: 6 TIMES I_r FOR 8 SECONDS

TEST SPECIFICATIONS:

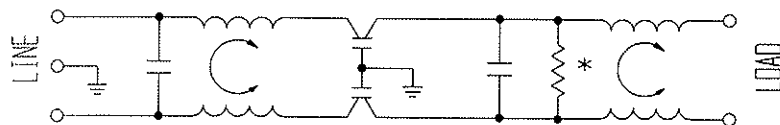
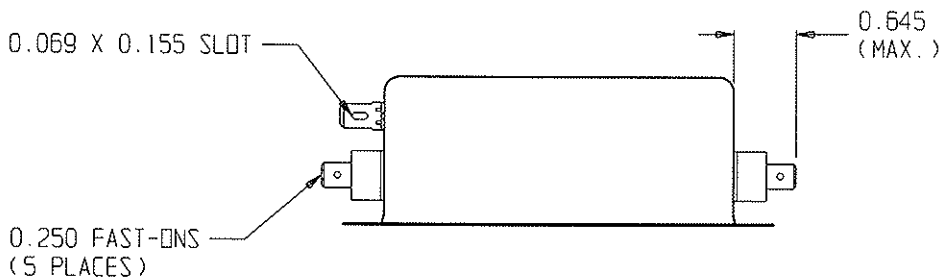
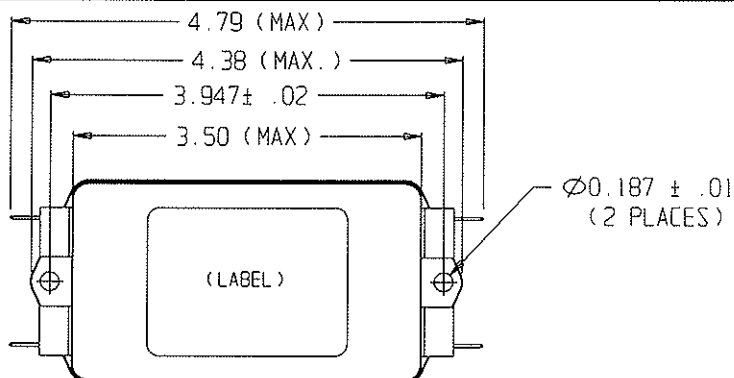
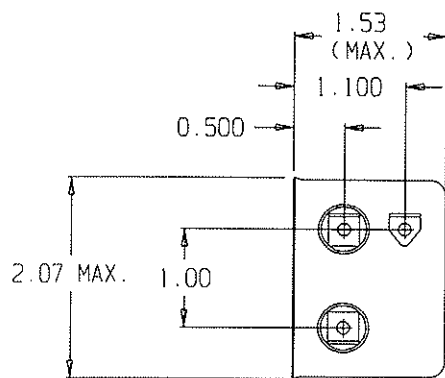
INDUCTANCE: 14.6mH NOMINAL
CAPACITANCE: (MEASURED @ 1KHz, 0.250VAC MAX., 25°C±1°C)
LINE TO GROUND: 0.0056 μF ±20%
LINE TO LINE: 2.0014 μF ±20%
DISCHARGE RESISTOR: 0.165MΩ
L/G AND L/L I.R.
NO DISCHARGE RESISTOR: 6000MΩ (MIN.) @ 100VDC, 20°C AND 50% RH

RECOMMENDED RECEIVING INSPECTION HIPOT:

LINE TO GROUND: 1500 VAC FOR 1 MINUTE
LINE TO LINE: 1450 VDC FOR 1 MINUTE

FILTER APPROVAL:

THE BEST WAY TO SELECT AND QUALIFY A FILTER IS FOR YOUR ENGINEERING TO TEST THE UNIT IN YOUR EQUIPMENT.



* RESISTOR LOCATION OPTIONAL

50Ω - 50Ω (MINIMUM) INSERTION LOSS

FREQ. %	.01	.04	.05	.15	.5	1	5	10	20	30
COMMON dB	15	10	28	63	75	78	75	75	70	55
DIFF. dB	10	13	13	55	65	68	70	65	55	50

THIRD ANGLE PROJECTION

UNLESS OTHERWISE SPECIFIED, TOLERANCE TO BE ±.025 MATERIAL & FINISH: AS SUPPLIED

This document is proprietary to CORCOM INC. and is not to be reproduced nor used for manufacturing purposes except on CORCOM'S prior written consent.



POWER LINE FILTER

CAD FILE: I G / CO / 7EP101	TYCO: 2-6609037-4
SCALE: NTS	DATE: 25OCT04
DRW. BY: PJD	ORIG: PJD
CATALOG NO. 7EP1	REV. 1