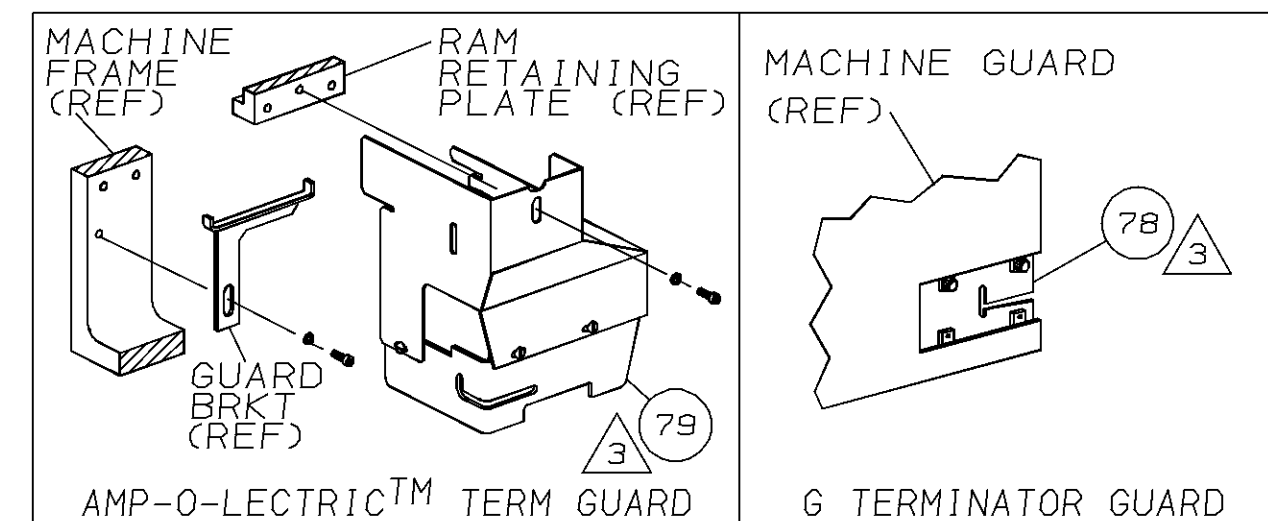
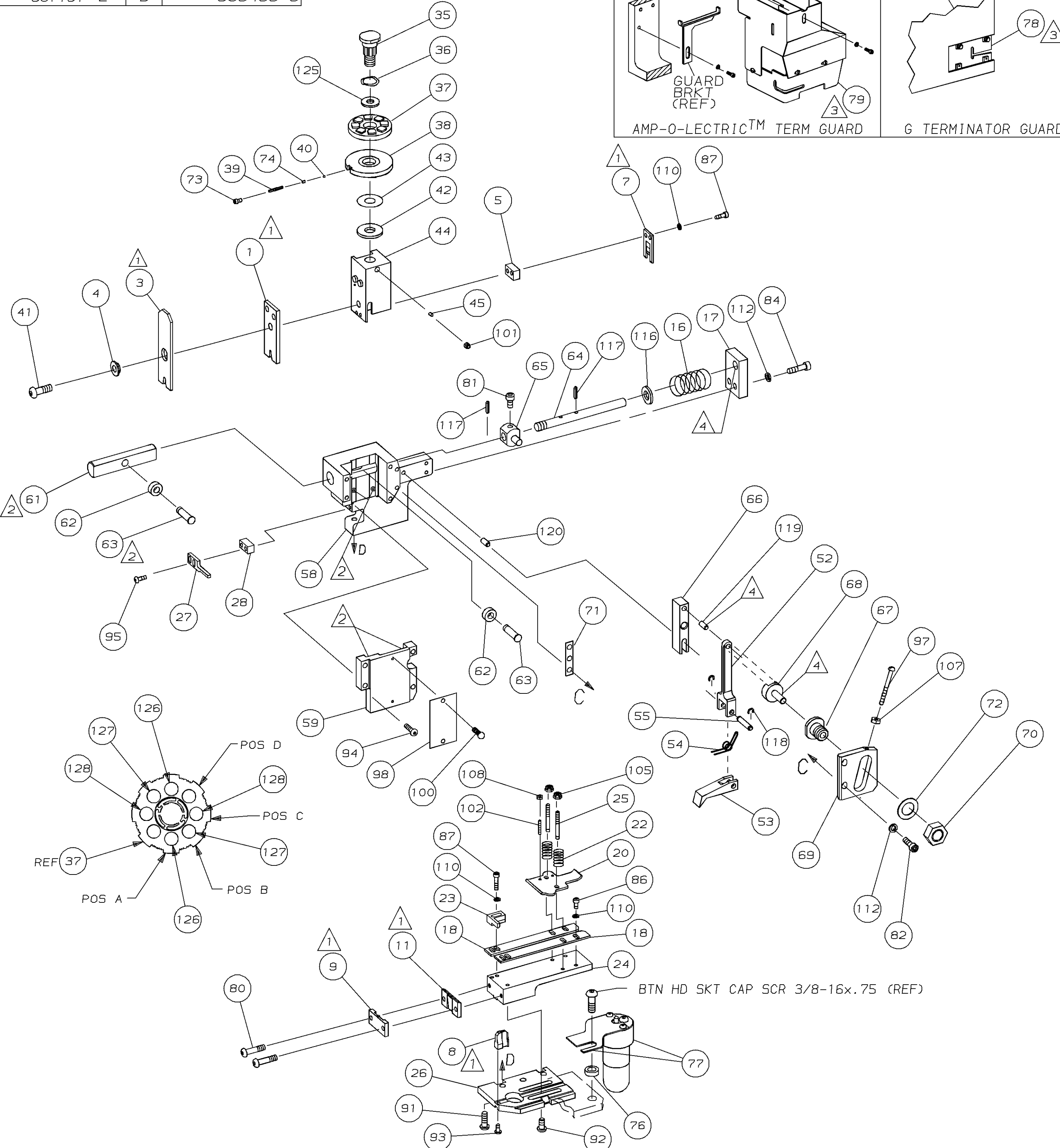


PART NUMBER	REV	FIRST USED
567191-1	B	122500-1
567191-2	B	565435-5

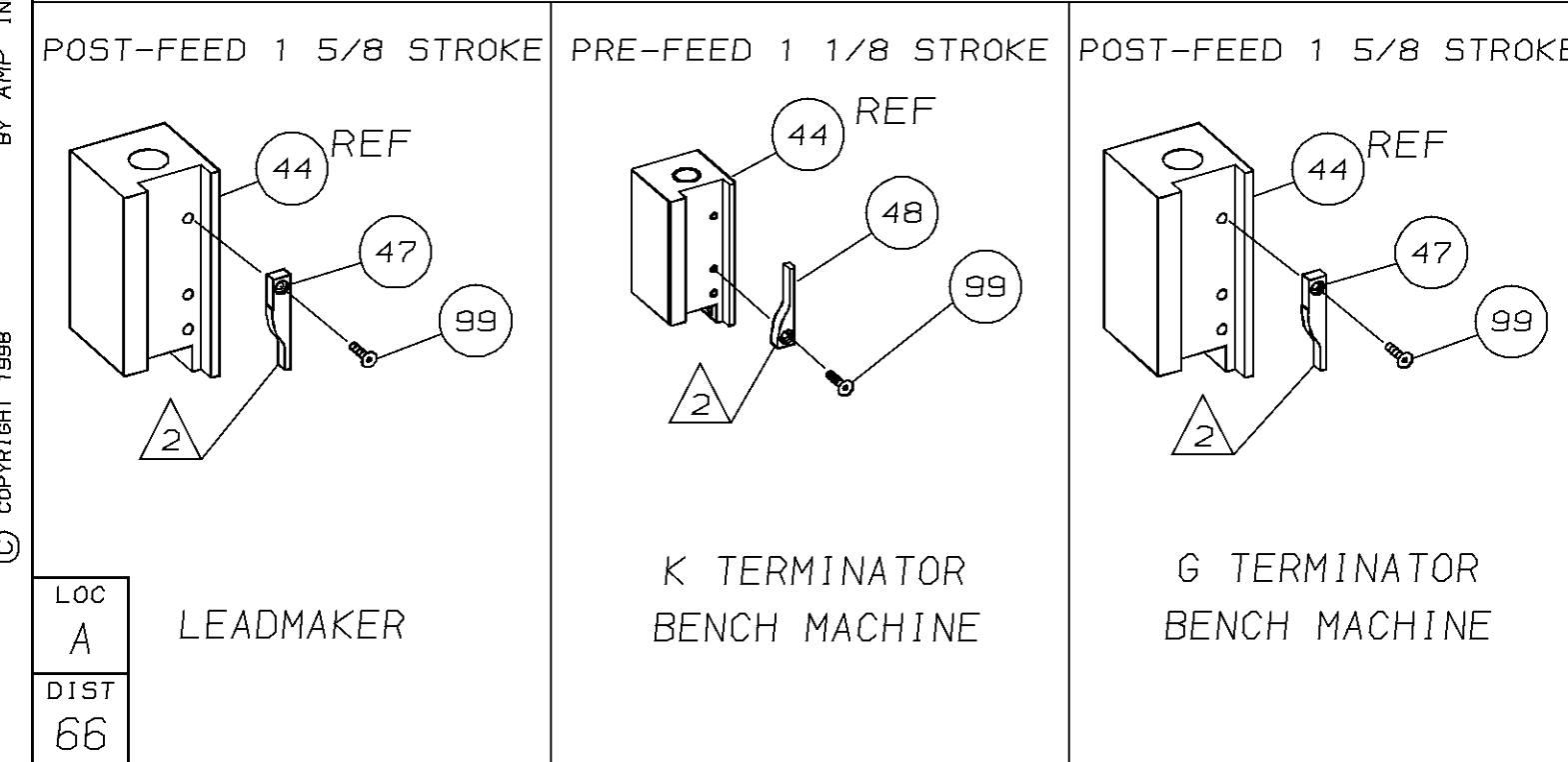


TERMINAL NAME: WELD TAB						
61263						
CRIMPING DATA						
PAD LTR	CRIMP HEIGHT		WIRE SIZE			
A	.031 ±.002 [0.79 ±0.05mm]		22			
B	.028 ±.002 [0.71 ±0.05mm]		24			
C	.027 ±.002 [0.69 ±0.05mm]		26			
D	NOT		USED			
CRIMP	SIZE	TYPE	RANGE			
WIRE	.055 [1.40mm]	F	26-22			
INSUL	.100 [2.54mm]	F	.055-.080			
WIRE STRIP LENGTH	TERM APPL SPEC	FEED	APPL INSTRUCTION	SET UP GAGE	LAYOUT	
.156-.188	114-02011	.765	408-8039	458638-1	1266	

-1		LEADMAKER & BENCH MODEL G		MECH POST FEED		
-2		BENCH MODEL K		MECH PRE-FEED		
REF	REF	-	A	22594-8	NUT, HEX	70
REF	REF	-	B	240628-1	PLATE, ADJ	69
REF	REF	-	B	240626-1	SHAFT, PIVOT	68
REF	REF	-	B	240633-1	BUSHING	67
REF	REF	-	A	455680-1	LEVER, INTERMEDIATE	66
REF	REF	-	B	240629-1	BLOCK, PIVOT	65
REF	REF	-	A	240632-2	SCR, ADJ	64
REF	REF	-	B	240659-3	PIN, CAM ROLLER	63
REF	REF	-	B	240658-1	CAM, ROLLER	62
REF	REF	-	B	454398-1	ROD, FEED	61
						60
REF	REF	-	C	454220-1	CAP, RAM	59
REF	REF	-	D	453736-1	HOUSING	58
						57
						56
REF	REF	-	B	240624-1	PIN, FEED FINGER	55
REF	REF	-	B	691499-1	SPRING, FEED FINGER	54
REF	REF	-	B	240635-1	FINGER, FEED	53
REF	REF	-	B	240634-1	LEVER, TERMINAL	52
						51
						50
						49
1	-	-	B	690602-5	CAM, PRE-FEED 1 1/8 ST	48
-	1	-	B	690501-4	CAM, POST-FEED 1 5/8 ST	47
						46
1	1	-	A	690191-1	PLUG, NYLON	45
1	1	-	C	455674-1	RAM	44
1	1	-	A	690125-1	WASHER, LAMINATED	43
1	1	-	A	690124-1	WASHER, RAM	42
1	1	-	A	7-21002-9	BOLT, CRIMPER (5/16-24x1.00)	41
1	1	-	A	23241-6	BALL, STEEL	40
1	1	-	A	690170-1	SPRING, COMPRESSION	39
1	1	-	C	690142-4	DISC, INSULATION	38
1	1	-	D	354777-1	WIRE DISC, PLASTIC	37
1	1	-	A	22480-5	WASHER, SPRING	36
1	1	-	B	690212-1	POST, RAM	35
						34
						33
1	1	-	D	458980-1	APPLICATOR, BASIC (SUB ASSY)	32
						31
						30
						29
1	1	-	B	3-690451-2	SPACER, STRIPPER	28
1	1	-	A	240639-1	STRIPPER	27
REF	REF	-	C	455676-1	PLATE, BASE	26
2	2	-	A	22354-8	DRAG, STUD	25
1	1	-	B	455678-1	PLATE, STRIP GUIDE	24
1	1	-	C	240825-6	PLATE, STRIP HOLD DOWN	23
2	2	-	A	4-22281-1	SPRING, DRAG	22
						21
1	1	-	A	454177-1	DRAG, STOCK	20
						19
2	2	-	C	454204-6	GUIDE, STRIP (FRONT)	18
REF	REF	-	A	454178-1	GUIDE, FEED ROD	17
REF	REF	-	A	4-22284-9	SPRING, FEED RETURN	16
						15
						14
						13
						12
1	1	-	B	240644-1	PLATE, REAR SHEAR	11
						10
1	1	-	B	690482-4	PLATE, FRONT SHEAR	9
1	1	-	D	2-683452-4	ANVIL	8
1	1	-	B	690474-4	BLADE, SLUG	7
						6
1	1	-	C	1-240641-2	SPACER, SLUG BLADE	5
1	1	-	B	238009-1	SPACER, BLOCK CRIMPER	4
1	1	-	C	2-456134-0	CRIMPER, INSULATION	3
						2
1	1	-	C	3-456402-3	CRIMPER, WIRE	1



QTY	REF	REV	U/M	DWG SIZE	PART NO	DESCRIPTION	ITEM NO
2	2	-	C		6-354779-8	PIN, WIRE DISC (.3330)C	129
2	2	-	C		6-354779-6	PIN, WIRE DISC (.3320)B	128
2	2	-	C		6-354779-0	PIN, WIRE DISC (.3290)A	126
1	1	-	A		986950-1	WASHER, FLAT PRECISION	125
1	1	-	A		217238-1	GENERAL INSTRUCTION PACKAGE	124
1	1	-	-		4088039	EF APPL INST 408-8039	123
							122
							121
REF	REF	-	A		1-21030-7	PIN, DOWEL (Ø.187x1.50) HSG	120
REF	REF	-	A		1-21030-1	PIN, DOWEL (Ø.187x.50) LEVER	119
REF	REF	-	A		21045-3	RING, RET "C" (Ø.187) FD PIN	118
REF	REF	-	A		5-21028-1	PIN, STD SPRING (Ø.12) FD ADJ ROD	117
REF	REF	-	A		21899-4	WASHER, FLAT (Ø5/16) SCR ADJ	116
							115
							114
							113
REF	REF	-	A		21024-5	WASHER, LOCK (NO. 10) FD ROD GDE	112
7	7	-	A		21024-4	WASHER, LOCK (NO. 8) SHEAR BL	110
							109
2	2	-	A		21018-4	NUT, HEX (4-40) DRAG	108
REF	REF	-	A		21018-5	NUT, HEX (6-32) FD ADJ PL	107
							106
2	2	-	A		21022-2	NUT, HEX SL (8-32) DRAG STUD	105
							104
							103
2	2	-	A		2-21006-6	SCR, SKT SET (4-40x.62) DRAG	102
1	1	-	A		21009-2	SCR, SKT SET (1/4-20x.25) RAM	101
2	2	-	A		21017-2	SCR, DRIVE (#2x.19) ID PLATE	100
1	1	-	A		1-21002-7	SCR, BHC (6-32x.38) CAM	99
1	1	-	B		461264-1	PLATE, IDENTIFICATION	98
REF	REF	-	A		6-23715-5	SCR, PAN HD (6-32x1.50) FEED ADJ	97
							96
2	2	-	A		2-21002-2	SCR, BHC (8-32x.50) STRIPPER	95
REF	REF	-	A		2-21002-9	SCR, BHC (10-32x.75) HSG CAP	94
1	1	-	A		22733-8	SCR, BHC (8-32x.38 LW) ANVIL	93
4	4	-	A		3-21002-3	SCR, BHC (1/4-20x.50) ST ØD PL	92
REF	REF	-	A		2-22733-8	SCR, BHC (1/4-20x.62) BASE PL	91
							90
							89
							88
4	4	-	A		2-21000-7	SCR, SHC (8-32x.50) SLUG BLADE	87
3	3	-	A		7-21000-4	SCR, SHC (8-32x.31) STRIP GUIDE	86
							85
REF	REF	-	A		3-21000-7	SCR, SHC (10-32x.75) FEED ROD GDE	84
							83
REF	REF	-	A		3-21000-6	SCR, SHC (10-32x.62) FEED ADJ PL	82
REF	REF	-	A		3-21000-4	SCR, SHC (10-32x.38) PIVOT BLOCK	81
2	2	-	A		3-21002-0	SCR, BHC (10-32x.88) SHEAR PL	80
REF	-	-	A		455745-1	GUARD, WINDOW	79
-	REF	-	A		679532-1	INSERT, GUARD	78
1	-	-	C		465184-9	LUBRICATOR ASSY	77
1	-	-	A		454406-1	SPACER, LUB BRACKET	76
							75
1	1	-	A		690603-1	SPRING, ASSIST	74
1	1	-	A		23030-1	SCR, SKT CAP (6-32x.25) CP DSC	73
REF	REF	-	A		458109-1	WASHER, FLAT (SPECIAL)	72
REF	REF	-	A		690517-1	SPACER	71



- 1 RECOMMENDED SPARE PARTS.
- 2 GREASE LIGHTLY.
- 3 GUARD MUST BE IN PLACE WHEN OPERATING APPLICATOR IN A BENCH MACHINE.
- 4 LUBRICATE DAILY USING NO. 20 MACHINE OIL.
- 5. ITEMS WITH QTY OF REF SPECIFIED (EXCEPT ITEMS 78 AND 79) ARE USED ON ITEM 32.
- 6 ITEM 78 USED WITH G TERMINATOR ONLY.

QTY	REF	REV	U/M	DWG SIZE	PART NO	DESCRIPTION	ITEM NO
-2	-1	-	U/M				
REVISION OF EACH ASSY NO (WHEN BLANK, USE DWG REVISION)							
QTY REQD PER ASSY				PARTS LIST			
DIMENSIONS IN INCHES. DO NOT SCALE PRINT. TOLERANCES UNLESS OTHERWISE SPECIFIED.							
DR D. SALTZER		3-2-98		APP J. DODDS		3-2-98	
CHK 3-4-98		REL -		C. ERISMAN		-	
NAME END FEED HDM APPLICATOR				MACHINE REF MINI APPL			
SCALE -				DWG NO 567191			
SHEET 1 OF 1				REV B			

THIS DRAWING IS A CONTROLLED DOCUMENT

THIS DRAWING IS UNPUBLISHED. MAR 4, 1998 RELEASED FOR PUBLICATION BY AMP INCORPORATED. ALL INTERNATIONAL RIGHTS RESERVED. © COPYRIGHT 1998