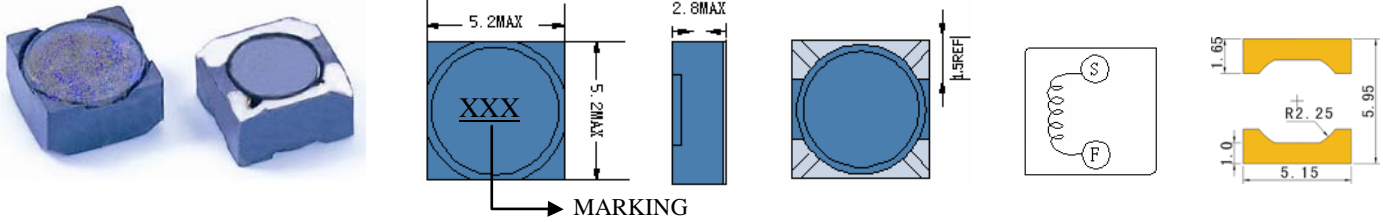


# SCMS5D25

## SMD POWER INDUCTORS



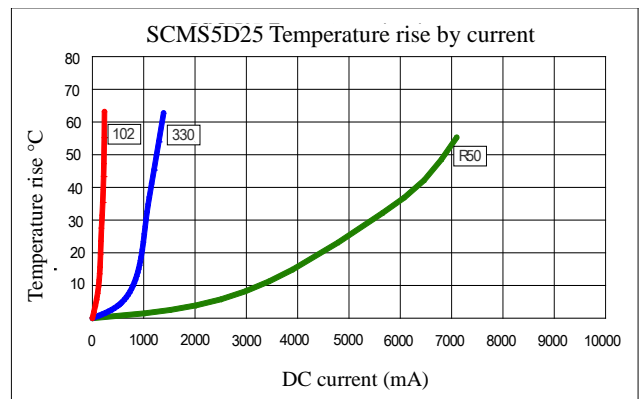
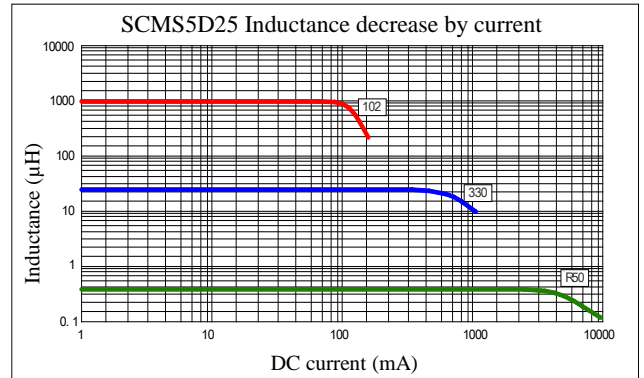
### • Features

1. Magnetically shielded construction – Low EMI
2. Excellent Power Density
3. Engineered to Provide High Efficiency

## ELECTRICAL CHARACTERISTICS



Part Number	Inductance (uH) (1)	Test Frequency	DC Resistance (Ω MAX) (2)	Saturation Current <sup>(3)</sup> (A)	Temperature Current <sup>(4)</sup> (A)
SCMS5D25-R50	0.50	100KHZ	19m	4.9	5.60
SCMS5D25-R87	0.87	100KHZ	23m	3.6	5.00
SCMS5D25-1R2	1.2	100KHZ	26m	3.2	4.50
SCMS5D25-1R8	1.8	100KHZ	30m	2.5	3.60
SCMS5D25-2R2	2.2	100KHZ	34m	2.2	3.24
SCMS5D25-3R3	3.3	100KHZ	42m	1.8	2.46
SCMS5D25-4R7	4.7	100KHZ	56m	1.5	2.21
SCMS5D25-6R8	6.8	100KHZ	70m	1.25	1.98
SCMS5D25-8R2	8.2	100KHZ	90m	1.18	1.78
SCMS5D25-100	10	100KHZ	0.12	1.05	1.60
SCMS5D25-150	15	100KHZ	0.13	0.93	1.44
SCMS5D25-220	22	100KHZ	0.19	0.77	1.29
SCMS5D25-330	33	100KHZ	0.33	0.63	1.04
SCMS5D25-470	47	100KHZ	0.36	0.49	0.93
SCMS5D25-680	68	100KHZ	0.57	0.41	0.75
SCMS5D25-820	82	100KHZ	0.79	0.38	0.67
SCMS5D25-100	100	100KHZ	0.82	0.35	0.58
SCMS5D25-151	150	100KHZ	1.30	0.28	0.45
SCMS5D25-221	220	100KHZ	2.10	0.22	0.40
SCMS5D25-331	330	100KHZ	3.12	0.20	0.32
SCMS5D25-471	470	100KHZ	4.70	0.16	0.27
SCMS5D25-681	680	100KHZ	8.10	0.12	0.19
SCMS5D25-821	820	100KHZ	8.65	0.11	0.18
SCMS5D25-102	1000	100KHZ	9.72	0.10	0.17



(1). Inductance tolerance for 0.5uH~8.2uH: ±30%, for 10uH~1000uH: ±20%. Tested at 0.25V, 0ADC and 25°C

(2). DCR measured at 25°C.

(3). The DC current at which the inductance decreases by 30% from its initial value.

(4). The DC current that results in a 40°C temperature rise from 25°C ambient.

[Click here for QUANTITY PER REEL & PACKING INFORMATION](#)

**Custom versions available upon request.**