VERTRAULICHE UNTERLAGE
VERWENDUNG UND WEITERGABE NICHT GESTATTET, SOFERN NICHT
(C) COPYRIGHT 2002 BY TYCO ELECTRONICS CORPORATION

RELEASED FOR PUBLICATION ,2002.
FREI FUER VEROEFFENTLICHUNG
ALL RIGHTS RESERVED.
ALLE RECHTE VORBEHALTEN.

MATED WITH:
PASSEND ZU:
–

LOC AI DIST –
PROJECT NR.: 95-52239

REVISIONS
ABNDERUNGEN

P	LTR	DESCRIPTION BESCHREIBUNG	DATE	DWN	APVD
	B	SEE E-09-015710	04NOV09	HSCH	RH
	B1	SEE E-10-003549	17FEB10	HSCH	RH
	C	SEE E-10-012047	07JUN10	HSCH	RH

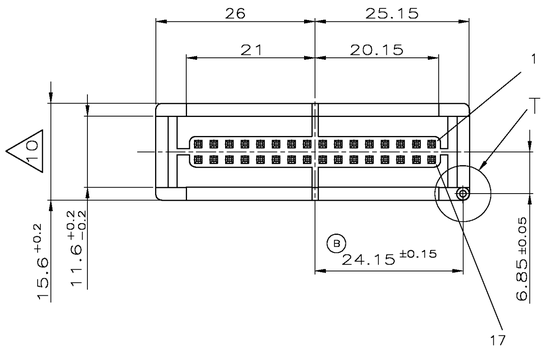

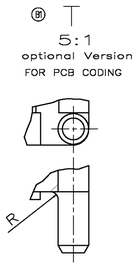

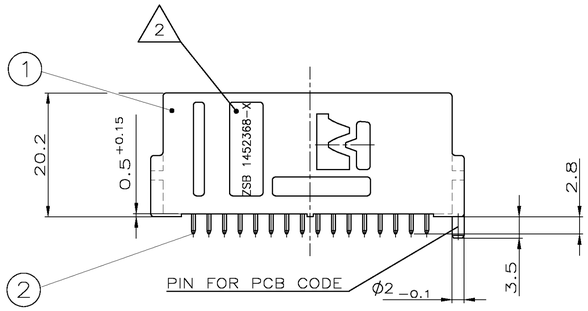

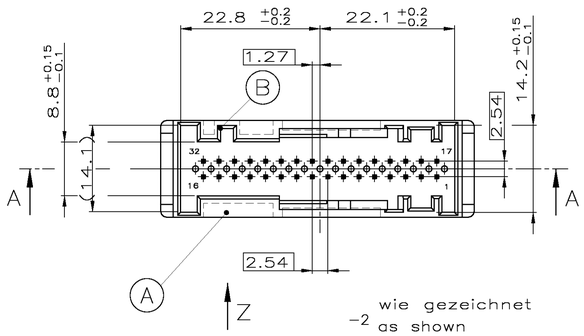

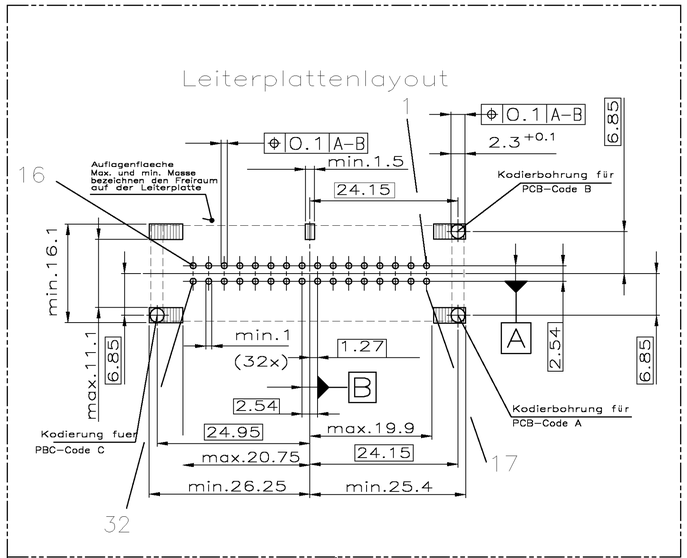

Kodierung A
CODING A

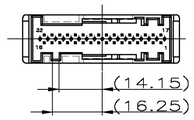

Kodierung B
CODING B

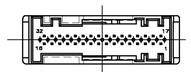

Kodierung C
CODING C

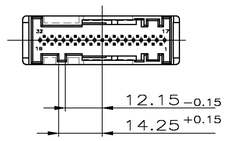

PCB Code A

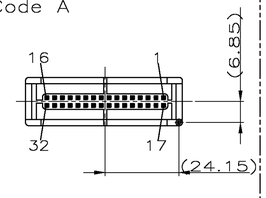

PCB Code B

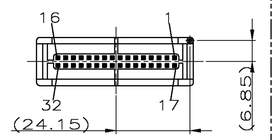

PCB Code C

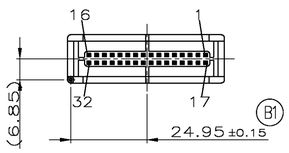

Bemerkungen
NOTES

1. AMP–Logo or TE–Logo
   AMP–LOGO OR TE–LOGO
2. Bestell–Nummer
   ORDER–NUMBER
3. Werkzeugaenderungsindex
   REVISIONS–NUMBER
4. Werkstoffkennzeichnung
   MATERIAL MARKING
5. (A2) Tubeverpackung im Karton
   Kundenspezifische Ausfuehrung
   PACKAGING IN TUBES IN CARDBOARDBOX
   CUSTOMER RESTRICTED VERSION
6. Nestmarkierung
   CAVITY MARKING
7. Produktions–Datum
   PRODUCTION–DATE
8. (A2) Lagenverpackung im Karton
   PACKAGING IN LAYERS IN CARDBOARDBOX
9. Toleranzen wenn nicht anders spezifiziert ±0.5mm
   TOLERANCES UNLESS OTHERWISE SPECIFIED ±0.5MM
10. (A1) Bis max. 16.2 Verzug zulaessig
    DIM. MAX.16.2 PERMITTED IN FACT OF WARPAGE
11. (A4) Verpackung: Produkttraeger im Karton
    PACKAGING: PLASTIC TRAY IN CARDBOARDBOX

Passend zu TE–Gegenstueck:
MATED WITH TE–COUNTERPART:

967597–1 COVER WITH LEVER, CODING A
967597–1 Abdeckkappe mit Hebel, Kodierung A
967597–2 COVER WITH LEVER, CODING B
967597–2 Abdeckkappe mit Hebel, Kodierung B

968265–1 MQS SOCKET HOUSING
968265–1 MQS Buchsengehaeuse

LOW TEMPERATURE VERSION
SEE PN 967598
Niedrigtemperaturausfuehrung
siehe PN 967598

A–A

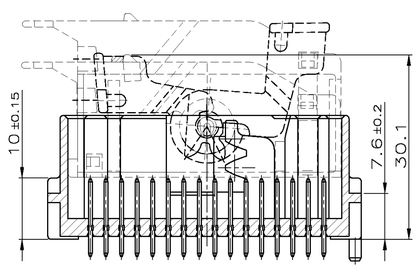

Z

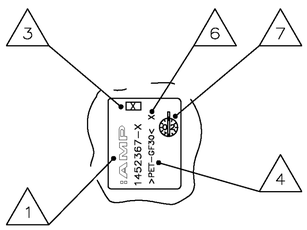

	TE PART NO	REV.	PCB Code	PCS.	MATERIAL	SURFACE COLOR	DESCRIPTION	ITEM NO
11	1–1452368–4 CODING B	B	B	32	CuSn6	PRE TIN PLATED	MODU II CONTACT PIN	2
				1	PET–GF30	BLUE	PIN HEADER , 32 POS.	1
11	1–1452368–1 CODING A	C	A	32	CuSn6	PRE TIN PLATED	MODU II CONTACT PIN	2
				1	PET–GF30	GREY	PIN HEADER , 32 POS.	1
5	1452368–5 CODING C	B	C	32	CuSn6	PRE TIN PLATED	MODU II CONTACT PIN	2
				1	PET–GF30	BLACK	PIN HEADER , 32 POS.	1
5	1452368–2 CODING B	B	A	32	CuSn6	PRE TIN PLATED	MODU II CONTACT PIN	2
				1	PET–GF30	BLUE	PIN HEADER , 32 POS.	1
5	1452368–1 CODING A	B	A	32	CuSn6	PRE TIN PLATED	MODU II CONTACT PIN	2
				1	PET–GF30	GREY	PIN HEADER , 32 POS.	1

THIS DRAWING IS A CONTROLLED DOCUMENT FOR AMP INCORPORATED. IT IS SUBJECT TO CHANGE AND THE CONTROLLING ENGINEERING ORGANIZATION SHOULD BE CONTACTED FOR THE LATEST REVISION. DIESES ZEICHNUNGSDOKUMENT WIRD DURCH AMP INCORPORATED KONTROLLIERT. ANDERUNGEN, DIE DEM TECHNISCHEN FORTSCHRITT DIENEN, SIND VORBEHALTEN. SIE SIND DAHER DEN JEWEILIGEN ANWENDERSTELLEN MITZUTEILEN. (C) COPYRIGHT 2002

DIMENSIONS: mm
DIMENSIONEN: mm
TOLERANCES UNLESS OTHERWISE SPECIFIED:
ALLGEMEINTOLERANZEN
A: ISO 2768
A: ISO 2768 – mK–E
A: DIN 16901 – T40
D PLC ±1°
1 PLC ±1°
2 PLC ±1°
3 PLC ±1°
ANGLES / WINKEL ±2°
FINISH / OBERFLAECHE / FARBE –
MATERIAL –

DWN H.Meinhardt 16JAN02
CHK T.Kilian 17JAN02
APVD –
PRODUCT SPEC PRODUKTSPEZ. 108–18547–0
APPLICATION SPEC VERARBEITUNGSSPEZ. 114–18174–0
WEIGHT GEWICHT 8.4gr.

Tyco Electronics
tyco Electronics AMP GmbH
D – 64625 Bensheim

NAME
MODU II PIN HEADER, 32POS.
MODU II Stiftwanne, 32pol.

SIZE A1 | CAGE CODE 00779 | DRAWING NO ZEICHNUNGS–NR. 1452368 | RESTRICTED TO NUR FUER –

CUSTOMER DRAWING /KUNDENZEICHNUNG | MASSSTAB 2:1 | BLATT 1 OF 1 VON 1 | REV C