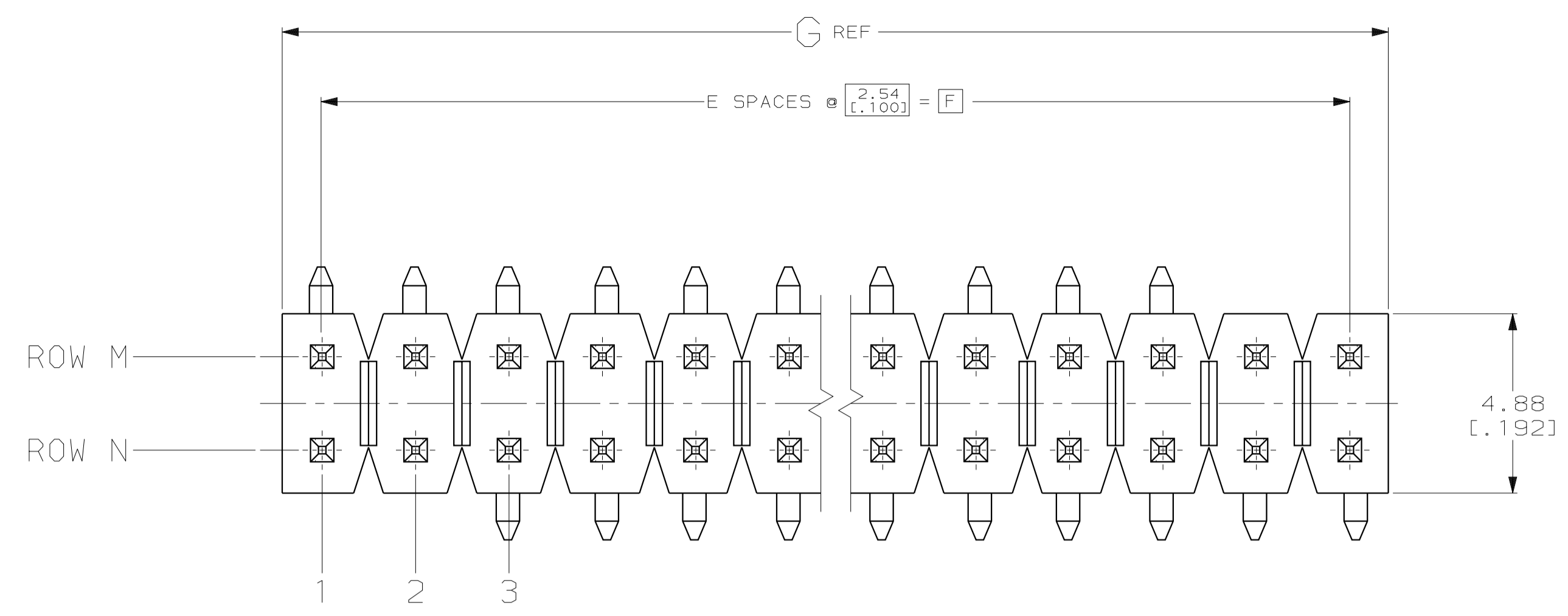
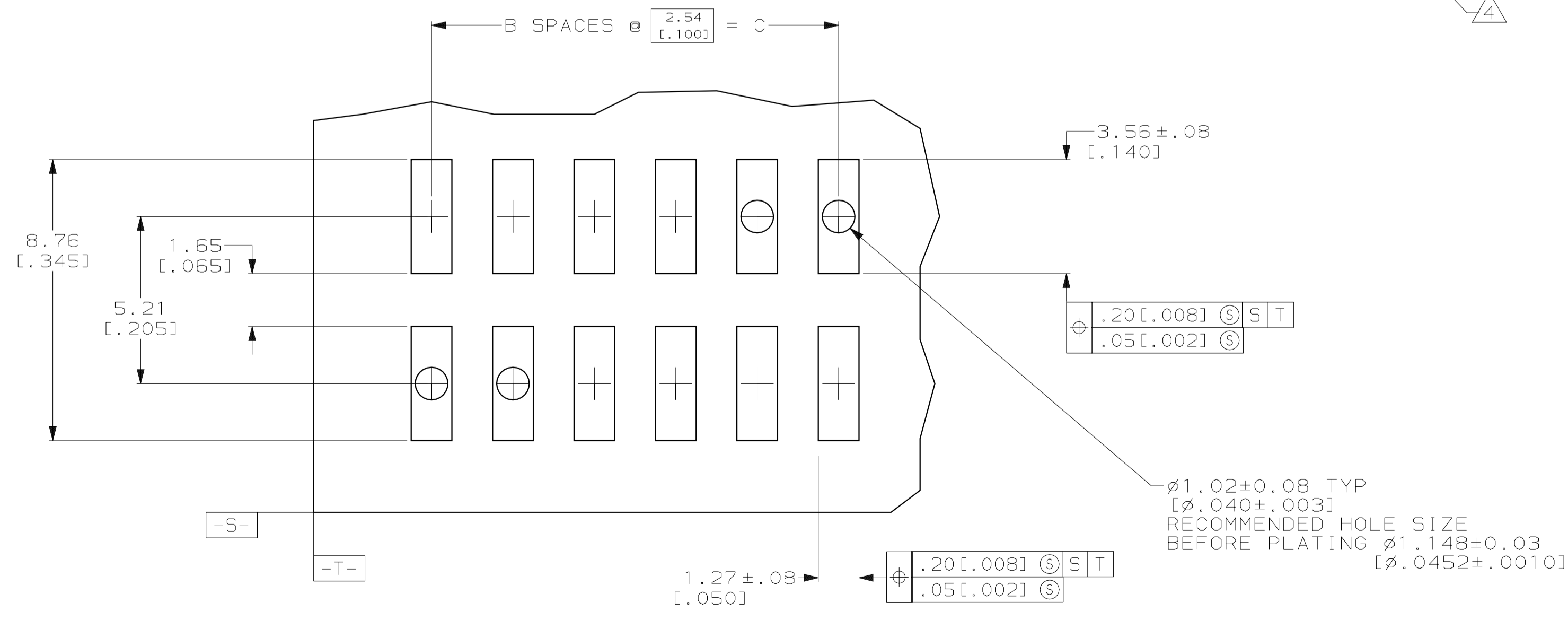
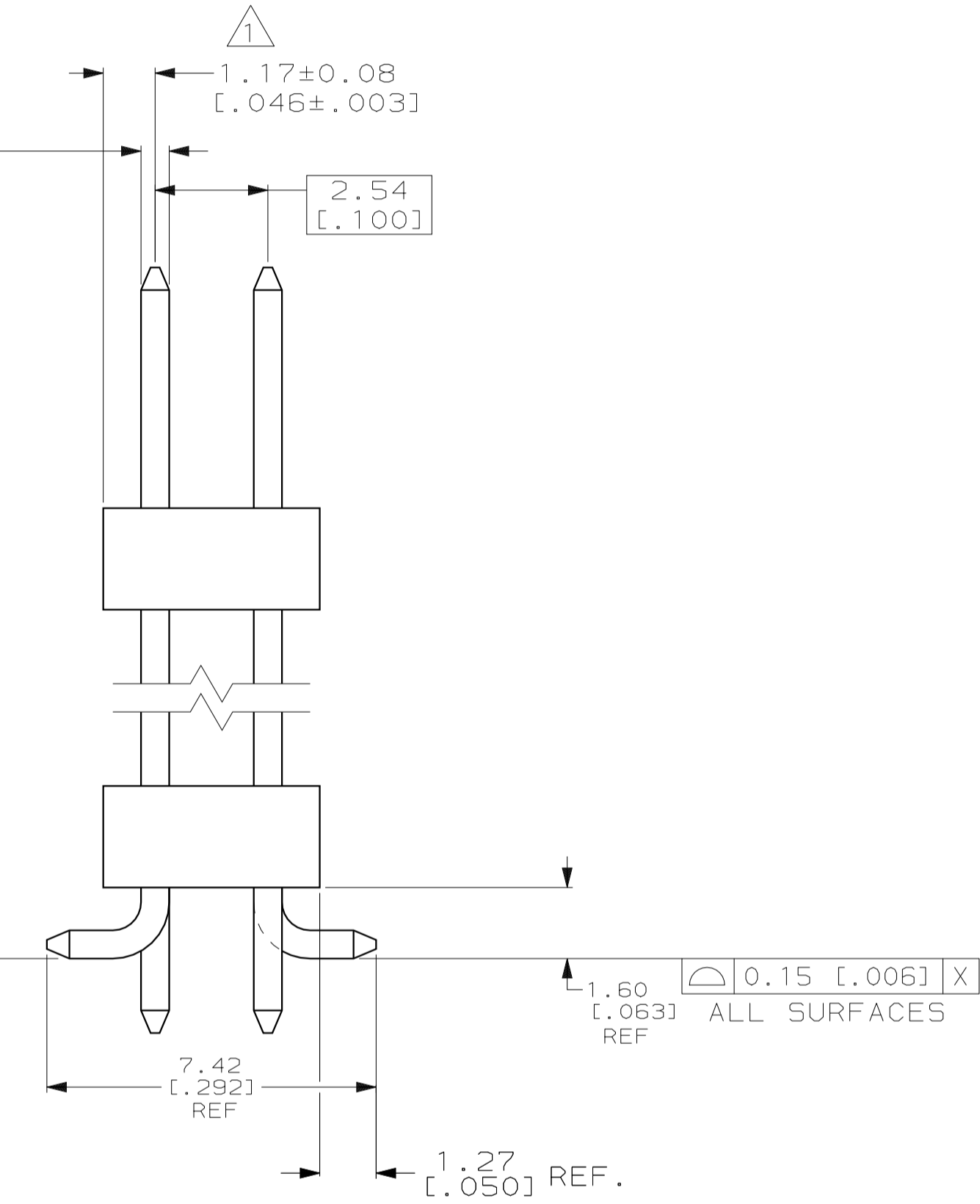
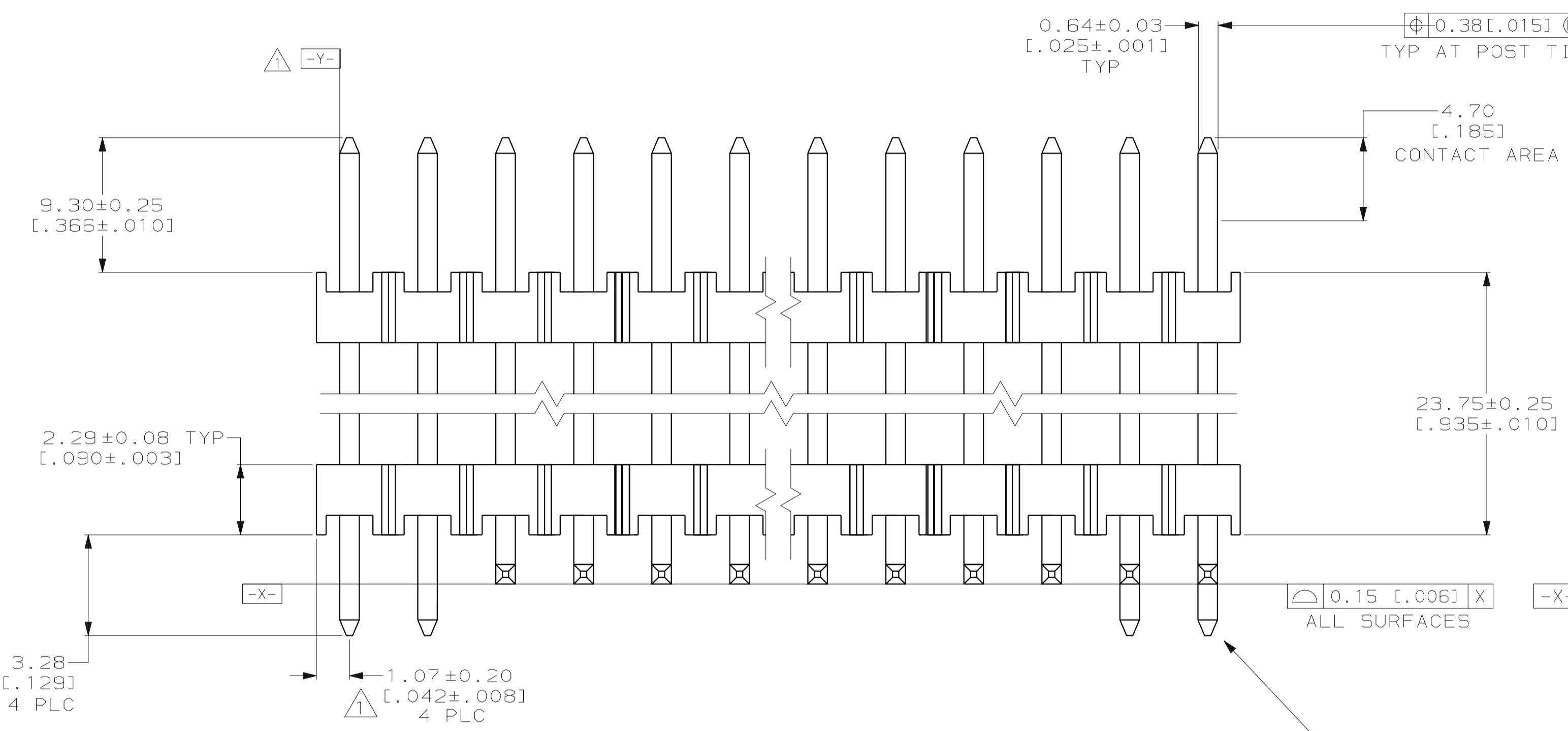


REVOLUTIONS		DATE	OWN	APVD
AD	39			
O	DP 4633-96-52	6/27/96	TH	GD
A	REV PER 0430-0257-97	19AUG99	BH	JG
B	REV PER 0621-0071-98	25AUG99	BH	JG
C	REV PER 0630-0170-99	31JAN00	BH	JG



- 1 THE NOTED DIMENSIONS APPLY AT THE INTERSECTION OF THE POST AND HOUSING.
- 2 HOUSING: LCP, COLOR-BLACK.
- 3 PARTS PACKAGED IN TUBES.
- 4 POSTS SWAGED TO PROVIDE CONNECTOR RETENTION TO PC BOARD BEFORE SOLDERING.
- 5 0.00254-0.00508 [.00100-.00200] MATTE TIN-LEAD OVER 0.00127 [.00050] NICKEL ENTIRE POST.



RECOMMENDED PCB LAYOUT FOR USE WITH .008 THICK STENCIL

24, 25	1, 2	63.09 [2.484]	69.96 [2.400]	24	50	146518-1
ROW M	ROW N	G	F	E	NO OF POSN	PART NUMBER
HOLD DOWN LOCATIONS						
DIMENSIONS: mm 		TOLERANCES UNLESS OTHERWISE SPECIFIED: mm 0 PLC +. 1 PLC +. 2 PLC +. 3 PLC +. 4 PLC +. ANGLES ±. FINISH 1 2		DWN E. BRANDBERG 28-JUN-96 CHK G. DUBNICZKI 28-JUN-96 APVD G. DUBNICZKI 28-JUN-96 MATERIAL FINISH WEIGHT CUSTOMER DRAWING		AMP Incorporated Harrisburg, PA 17105-3608 SURFACE MOUNT HEADER ASSEMBLY, MOD II, BREAKAWAY, VERTICAL, DOUBLE ROW, .100 X.100, .025 SQ POST SIZE A1 CASE CODE 00779 DRAWING NO C=146518 SCALE 8:1 SHEET 1 OF 1 REV