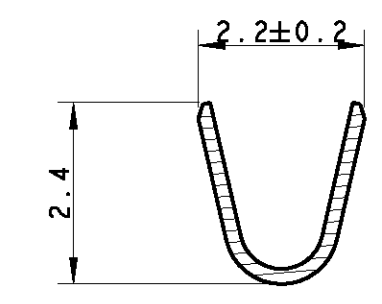
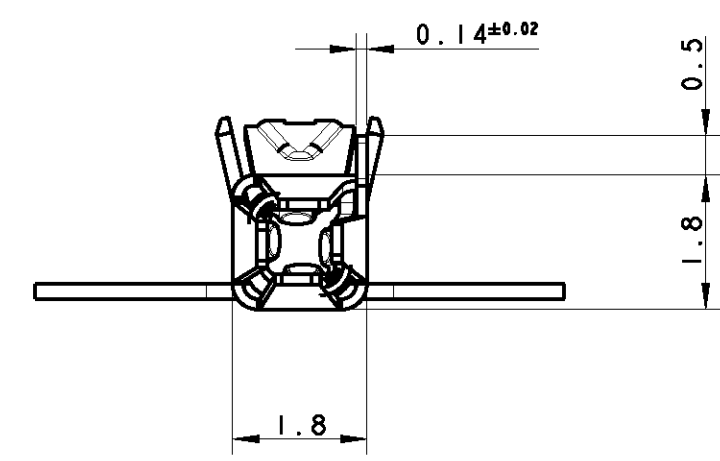
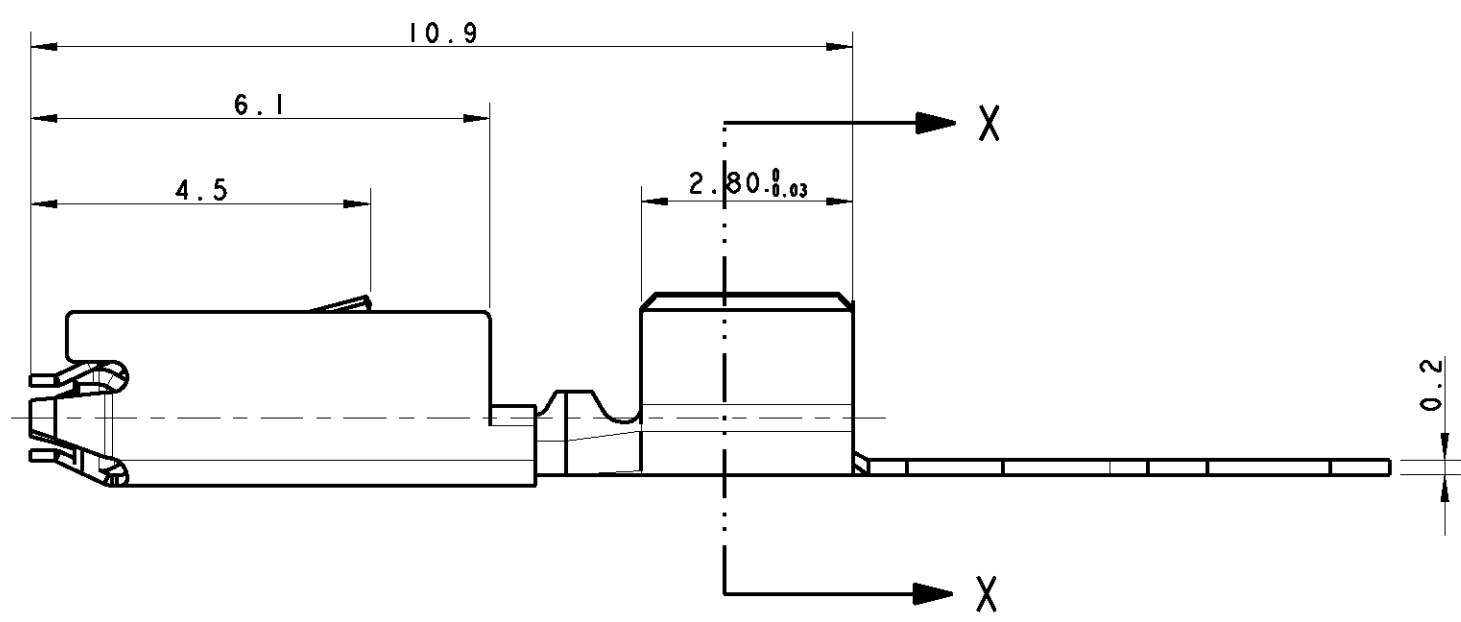
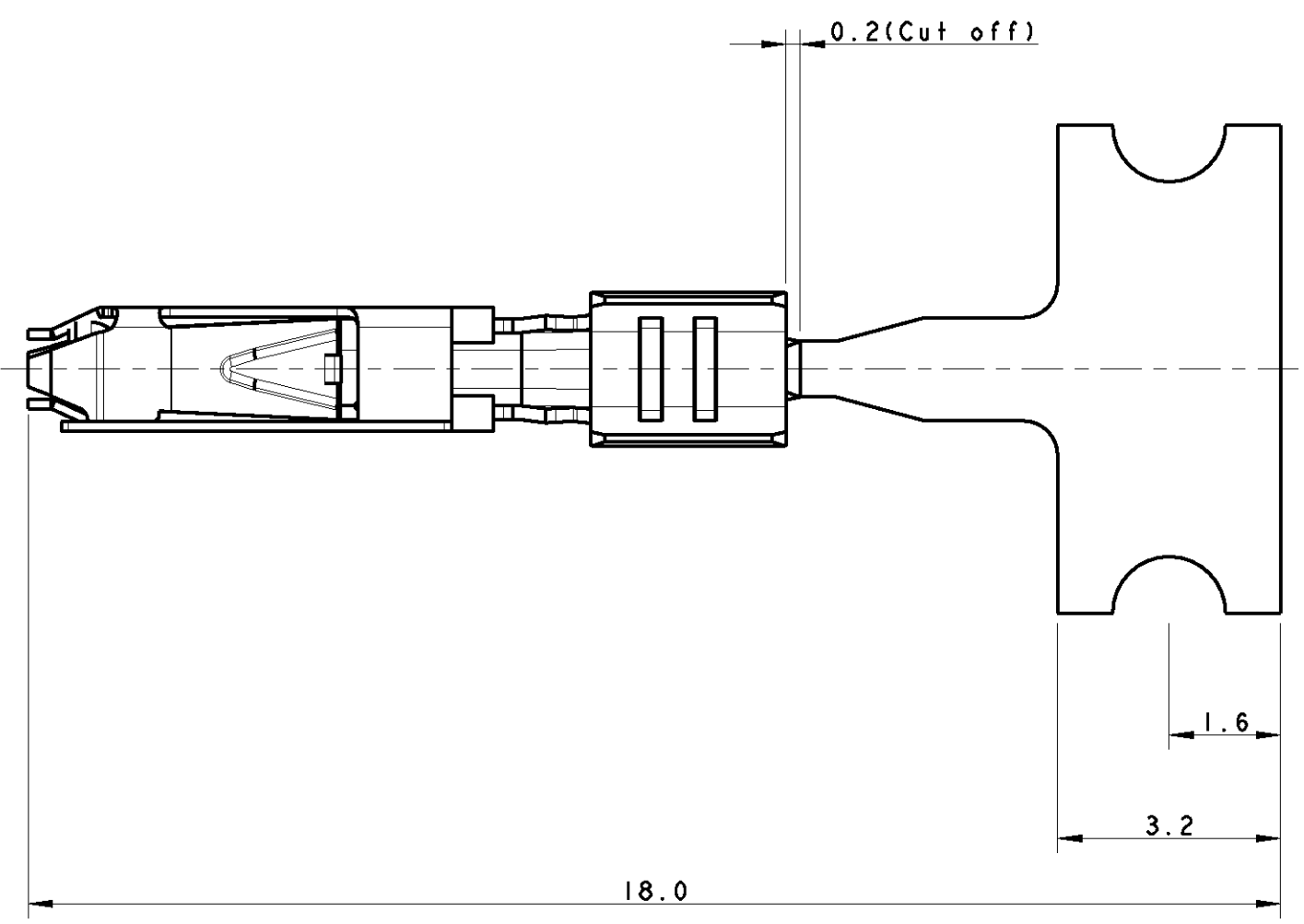


THIS DRAWING IS UNPUBLISHED. RELEASED FOR PUBLICATION 2009  
 © COPYRIGHT 2009 BY TYCO ELECTRONICS CORPORATION. ALL INTERNATIONAL RIGHTS RESERVED.

LOC	DIST	REVISIONS			
P	LTR	DESCRIPTION	DATE	DWN	APVD
A		FIRST ISSUE	12FEB2009	AV	GT
C		UPDATED PART REVISION	24FEB2011	AV	GT

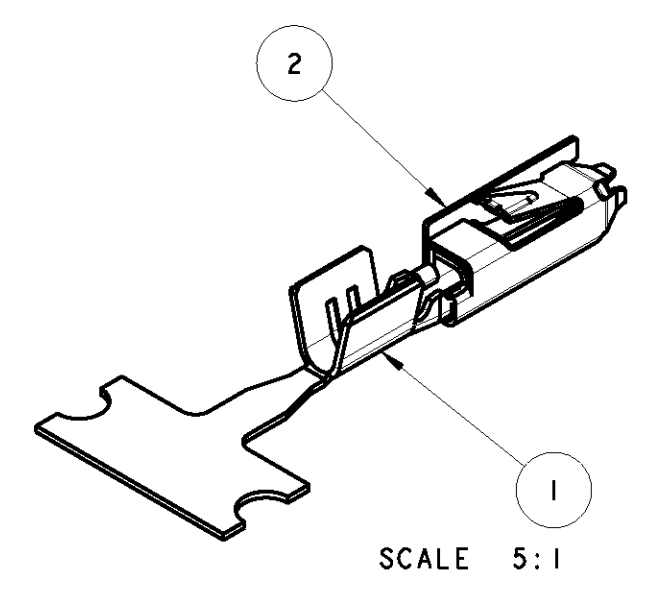


SECTION X - X



NOTES:

- SUITABLE FOR SOCKET CONTACT 293389
- CONTACT ACCEPTS WIRE SIZE 18 AWG
- SEMI-AUTOMATIC TOOL AND HAND TOOL (EACH FOR 2 CRIMPS IN ONE CYCLE) TO BE DEVELOPED
- STRIPPED CABLE LENGHT FOR CRIMP IS 3.5mm
- WEIGHT ABOUT 0.12g
- DIE FEED 7.0mm
- REELED ON PAPER-REEL



DIRECTION OFF TOP OF REE  
 Fertig-  
 zustand  
  
 107-3(Fig.1)

8	NOT AVAILABLE	293390-1	C	2	SPRING	A	STEEL	
				1	BODY	B	CuNiSi AMP-Spec. 100-1230 or 112-18011	TIN PLATED
DIRECTION OFF TOP OF REEL	LOOSE PIECE	PART NO	REV	POS	DESCRIPTION	REV	MATERIAL	FINISH
THIS DRAWING IS A CONTROLLED DOCUMENT FOR TYCO ELECTRONICS CORPORATION. IT IS SUBJECT TO CHANGE AND THE CONTROLLING ENGINEERING ORGANIZATION SHOULD BE CONTACTED FOR THE LATEST REVISION.		DWN	12FEB2009	Tyco Electronics AMP Italia S.r.l. 10093 Collegno TO				
DIMENSIONS: mm		CHK	12FEB2009	NAME				
TOLERANCES UNLESS OTHERWISE SPECIFIED:		APVD	12FEB2009	MICRO QUADLOK SYSTEM SOCKET CONTACT				
0 PLC ±	±0.2	PRODUCT SPEC		-				
1 PLC ±	±0.15	APPLICATION SPEC		-				
2 PLC ±	±	WEIGHT		-				
3 PLC ±	±°	SCALE		-				
4 PLC ±	±°	SHEET		-				
ANGLES	±°	OF		-				
FINISH		REV		-				
MATERIAL	SEE TABLE	CUSTOMER DRAWING		-				
MATERIAL		SCALE 10:1		-				