Crystal Units
Surface Mount Type CX3225SB (CX-101F)

KYOCERA

3.2×2.5mm for Mobile Communications



Pb Free RoHS Compliant

Features

- Reference frequency for telecommunication systems
- Reflow compatible
- Using ceramic package resulting in high reliability
- Small and low profile

Applications

- Mobile Communications, Bluetooth, Wireless LAN

How to Order

CX3225SB 26000 □□ □ □ □ □□
① ② ③ ④ ⑤ ⑥ ⑦

① Series ② Frequency

③ Load Capacitance

B0	6 pF	—
D0	8 pF	Std.
F0	10 pF	—

④ Frequency Stability

F	±10×10⁻⁶	Std.
G	±15×10⁻⁶	—

⑤Operating Temp. Range ⑥Frequency Temp. Stability

FF	−20 to +70°C	±10×10⁻⁶	—
LJ	−30 to +85°C	±15×10⁻⁶	Std.

⑦ Individual Specification... Std.Spec. as "ZZ"

Specifications

Item	Symbol	Specification	Units	Remarks
Frequency Range	f_{nom}	12000 to 54000	kHz	
Overtone Order	OT	Fundamental	—	
Load Capacitance	CL	8	pF	
Frequency Stability	f_{tol}	±10	$\times 10^{-6}$	@ 25°C
Motional Series Resistance	R1	Table 1	ohm	
Drive Level	DL	Table 2	μW	
Operating Temp. Range	T_{use}	−30 to +85	°C	
Storage Temp. Range	T_{stg}	−40 to +85	°C	
Frequency Temp. Characteristics	f_{tem}	±15	$\times 10^{-6}$	ref.@ 25°C over operating temperature range

∗ Please contact us for other specifications.

Typical Frequencies and Part Numbers

Frequency (kHz)	Standard Part Number
12000.000	CX3225SB12000D0FLJZZ
13000.000	CX3225SB13000D0FLJZZ
13560.000	CX3225SB13560D0FLJZZ
16000.000	CX3225SB16000D0FLJZZ
19200.000	CX3225SB19200D0FLJZZ
20000.000	CX3225SB20000D0FLJZZ
26000.000	CX3225SB26000D0FLJZZ
32000.000	CX3225SB32000D0FLJZZ
38400.000	CX3225SB38400D0FLJZZ
40000.000	CX3225SB40000D0FLJZZ

Table1 Motional Series Resistance

Frequency Range	Motional Series Resistance	Units
12000 to 13999kHz	300 max.	ohm
14000 to 15999kHz	200 max.	
16000 to 26999kHz	100 max.	
27000 to 54000kHz	50 max.	

Table2 Level of Drive

Frequency Range	Drive Level	Units
12000 to 54000kHz	10 (100 max.)	μW

Dimensions

(Unit: mm)

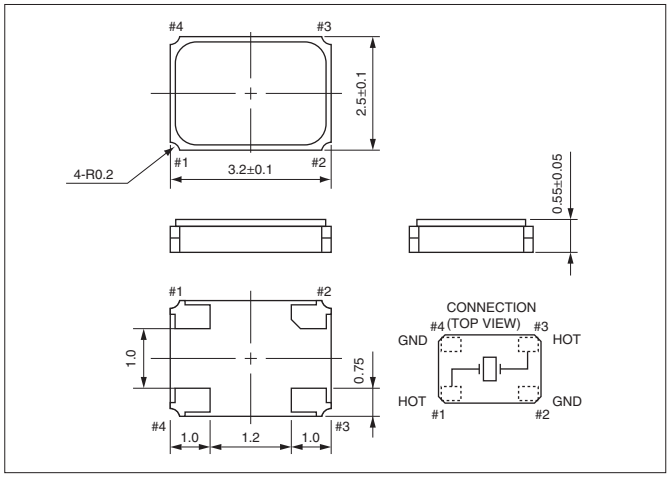

Recommended Land Pattern
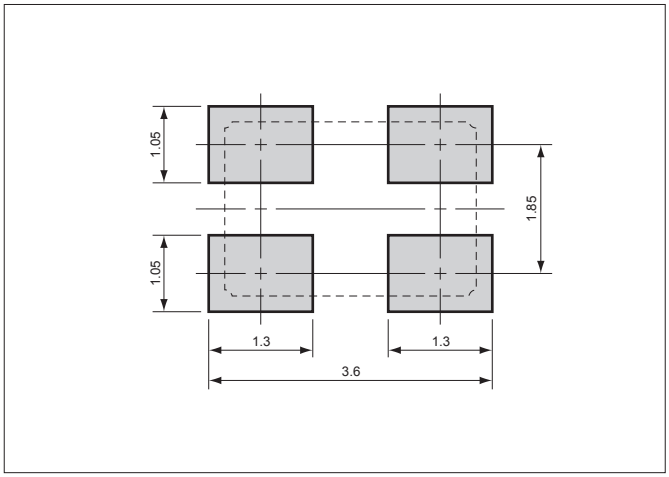
(Unit: mm)