

PART NUMBER	DIM A	MIN. PCB THICKNESS FOR SINGLE SIDED	MIN. PCB THICKNESS FOR BELLY TO BELLY	ELASTOMERIC GASKET FLAMMABILITY RATING
747540210	3.05	1.57	3.00	
747540212	2.28		2.28	
747540229	3.05		3.00	EQUATE TO UL94 V-0

WEEK/YEAR DATE CODE	
WK	01 THRU 52 EXAMPLE: 01 = FIRST WEEK OF YEAR 52-LAST WEEK OF YEAR
YR	11, 12, 13, ETC. EXAMPLE: 2013 = 13

- NOTES:
- MATERIAL:
CAGE: NICKEL PLATED COPPER ALLOY, THICKNESS 0.25mm.
EMI GASKET: CONDUCTIVE ELASTOMER O-RING.
 - OPTIONAL LIGHT PIPE ASSEMBLY AVAILABLE.
 - PORTS ARE DESIGNED FOR SFP+ TRANSCEIVERS AND ARE COMPATIBLE WITH SFP TRANCEIVERS.
 - NO RoHS EXEMPTIONS.

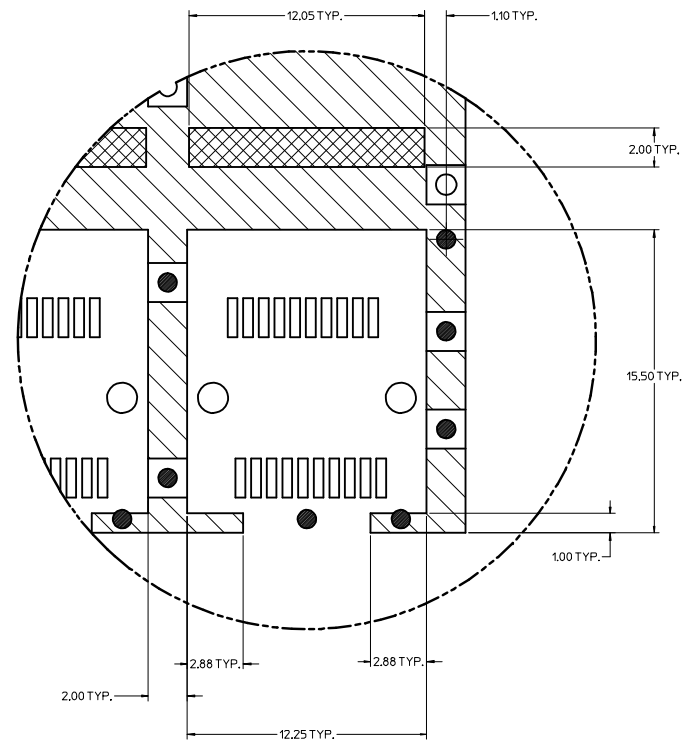
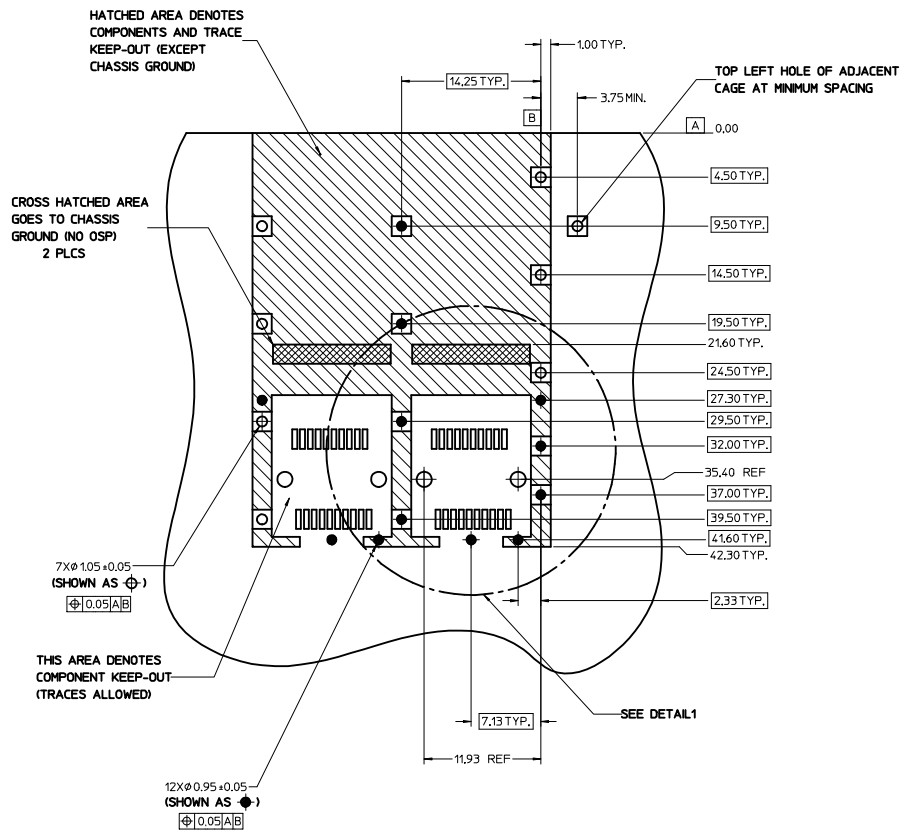
SEE REVISION TABLE		QUALITY SYMBOLS	GENERAL TOLERANCES (UNLESS SPECIFIED)	DIMENSION STYLE	SCALE	DESIGN UNITS	THIRD ANGLE PROJECTION
EC NO: CPG2014-3461	2014/05/12	▽=0	mm INCH	MM ONLY	3:1	METRIC	☉
DRWN:LU20	2014/05/12	▽=0	4 PLACES ±	DRAWN BY DATE			
CHKR:CHEN08	2014/05/12	▽=0	3 PLACES ±	CHECKED BY DATE			
APPR:CHEN08	2014/07/10	▽=0	2 PLACES ±0.15	APPROVED BY DATE			
			1 PLACE ±0.25	BRUSSELL 5/14/07			
			0 PLACE ±				
			ANGULAR ±1/2°	MATERIAL NO.			
			DRAFT WHERE APPLICABLE MUST REMAIN WITHIN DIMENSIONS	SEE P/N TABLE			
				SIZE D			
				THIS DRAWING CONTAINS INFORMATION THAT IS PROPRIETARY TO MOLEX INCORPORATED AND SHOULD NOT BE USED WITHOUT WRITTEN PERMISSION			

TITLE: SFP+ 1X2 CAGE ASSY W/ ELASTOMER GASKET

molex

DOCUMENT NO. SD-74754-0210 SHEET NO. 1 OF 5

PCB LAYOUT FOR SINGLE SIDE MOUNT



DETAIL 1
SCALE 8:1
HOST CONNECTOR DETAIL

NOTES:

1. PADS AND VIAS CONNECT TO CHASSIS GROUND (RECOMMEND PADS TO BE 2.00mm SQUARE)
2. RECOMMENDED THRU HOLE PLATING INCLUDES HASL, OSP, OR IMMERSION (GOLD, SILVER, OR TIN).
3. CONNECTOR PAD LAYOUT PER SFP+ MSA WILL ACCOMMODATE MOLEX CONNECTOR SERIES 74441 OR EQUIVALENT.
4. HOLE PATTERN REPEATS FOR EACH PORT. SPACING BETWEEN PORTS IS 14.25mm.

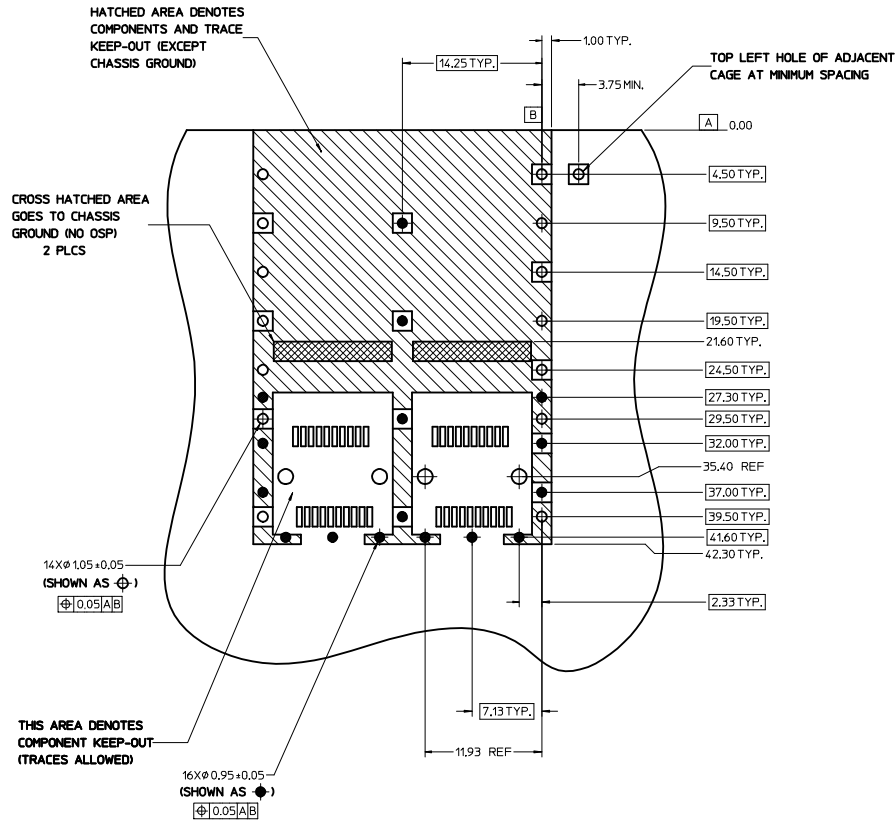
SEE REVISION TABLE EC NO: CPG2014-3461 DRAWN BY: DRWNLU20 CHECKED BY: CHYKORCHEN08 APPROVED BY: APPR:CHEN08 DATE: 2014/05/12 DATE: 2014/05/12 DATE: 2014/07/10	QUALITY SYMBOLS	GENERAL TOLERANCES (UNLESS SPECIFIED)	DIMENSION STYLE	SCALE	DESIGN UNITS	THIRD ANGLE PROJECTION
	▽=0	mm	MM ONLY	1:1	METRIC	☉
	▽=0	INCH	PSYTSMA	DATE	TITLE	
	▽=0	DRAFT WHERE APPLICABLE MUST REMAIN WITHIN DIMENSIONS	DATE	DATE	DATE	
		ANGULAR ±1/2°	MATERIAL NO.	DOCUMENT NO.	SHEET NO.	
			SEE P/N TABLE	SD-74754-0210	2 OF 5	
			THIS DRAWING CONTAINS INFORMATION THAT IS PROPRIETARY TO MOLEX INCORPORATED AND SHOULD NOT BE USED WITHOUT WRITTEN PERMISSION			

SFP+ 1X2 CAGE ASSY
W/ ELASTOMER GASKET

molex

SD-74754-0210

PCB LAYOUT FOR BELLY TO BELLY MOUNTING



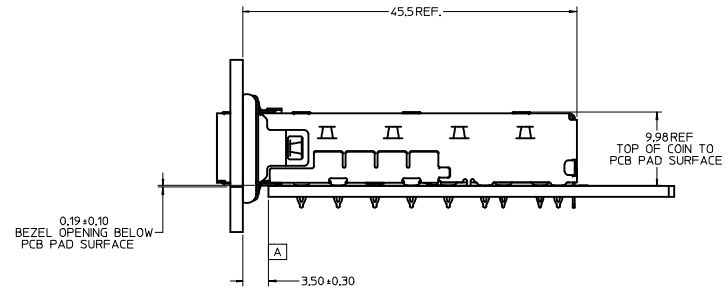
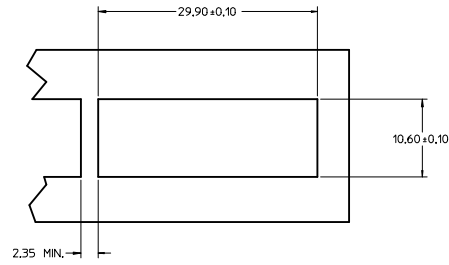
NOTE:
SEE SHEET 2 FOR
HOST CONNECTOR DETAIL

NOTES:

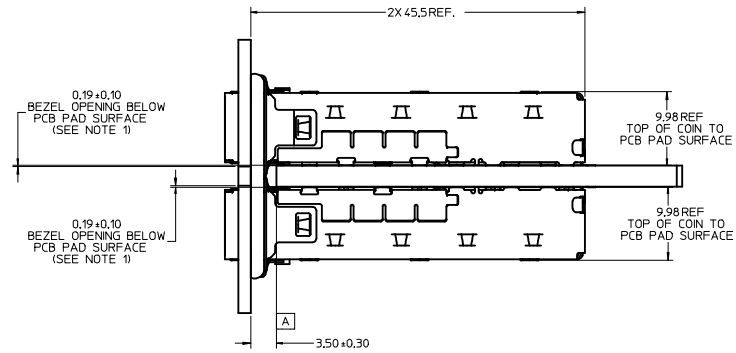
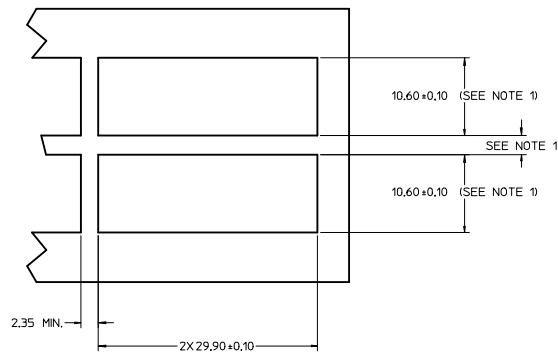
1. PADS AND VIAS CONNECT TO CHASSIS GROUND (RECOMMEND PADS TO BE 2.00mm SQUARE).
2. RECOMMENDED THRU HOLE PLATING INCLUDES HASL, OSP, OR IMMERSION (GOLD, SILVER, OR TIN).
3. CONNECTOR PAD LAYOUT PER SFP+ MSA WILL ACCOMMODATE MOLEX CONNECTOR SERIES 74441 OR EQUIVALENT.
4. HOLE PATTERN REPEATS FOR EACH PORT. SPACING BETWEEN PORTS IS 14.25mm.

SEE REVISION TABLE IEC NO: CPG2014-3461 DRAWN BY: CHYKORCHEN08 CHECKED BY: APPRCHEN08 DATE: 2014/05/12 DATE: 2014/07/10	QUALITY SYMBOLS	GENERAL TOLERANCES (UNLESS SPECIFIED)	DIMENSION STYLE	SCALE	DESIGN UNITS	THIRD ANGLE PROJECTION
	▽=0	mm INCH	MM ONLY	1:1	METRIC	
	▽=0	4 PLACES ±0.15	DRAWN BY: PSYTSMA	DATE: 5/14/07	TITLE: SFP+ 1X2 CAGE ASSY W/ ELASTOMER GASKET	
	▽=0	3 PLACES ±0.25	CHECKED BY: RMAHMOOD	DATE: 5/14/07	APPROVED BY: BRUSSELL	
	ANGULAR ±1/2°	DRAFT WHERE APPLICABLE MUST REMAIN WITHIN DIMENSIONS	MATERIAL NO.	DOCUMENT NO.	SHEET NO.	
			SEE P/N TABLE	SD-74754-0210	3 OF 5	
			THIS DRAWING CONTAINS INFORMATION THAT IS PROPRIETARY TO MOLEX INCORPORATED AND SHOULD NOT BE USED WITHOUT WRITTEN PERMISSION			

BEZEL AND BOARD POSITION DIMENSIONS FOR SINGLE SIDE MOUNTING
(GASKET)



BEZEL AND BOARD POSITION DIMENSIONS FOR BELLY TO BELLY MOUNTING
(GASKET)



NOTE:
1. PCB THICKNESS VARIATION MUST BE CONSIDERED WHEN DETERMINING BEZEL OPENING, SIZE, AND LOCATION.

SEE REVISION TABLE EC NO: CPG2014-3461 TDRWNLU20 2014/05/12 CHYKORCHEN08 2014/05/12 APPR:RCHEN08 2014/07/10	QUALITY SYMBOLS	GENERAL TOLERANCES (UNLESS SPECIFIED)	DIMENSION STYLE	SCALE	DESIGN UNITS	THIRD ANGLE PROJECTION
	▽=0	4 PLACES ± mm ± INCH	MM ONLY	3:1	METRIC	
	▽=0	3 PLACES ± 0.15				
	▽=0	1 PLACE ± 0.25				
		ANGULAR ±1/2°				
		DRAFT WHERE APPLICABLE MUST REMAIN WITHIN DIMENSIONS				
			MATERIAL NO.	DOCUMENT NO.		
			SEE P/N TABLE	SD-74754-0210		
			THIS DRAWING CONTAINS INFORMATION THAT IS PROPRIETARY TO MOLEX INCORPORATED AND SHOULD NOT BE USED WITHOUT WRITTEN PERMISSION			
						SHEET NO. 4 OF 5

