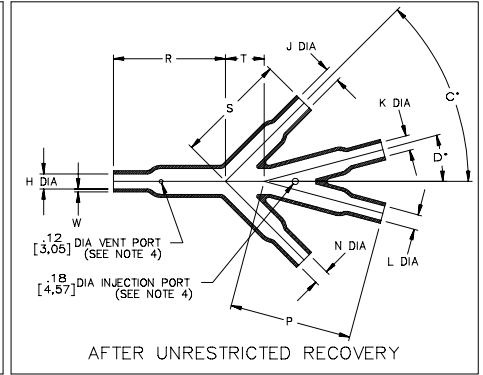
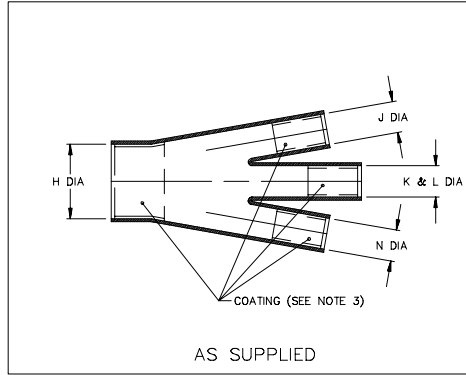


Thermofit[®] Molded Parts Specification Control Drawing

Part Number : 561A017
Description : Transition, 1 to 4 Cables

NOTES

- All dimensions are in $\frac{\text{inches}}{\text{[millimeters]}}$
- Dimensions appearing in table are as follows:
a - As Supplied
b - After Unrestricted Recovery
- Coating is optional. As supplied dimensions appearing in table are for uncoated parts. When coating is added, entry diameters will be reduced by .06 max.
- Molding ports are optional. When -00 modification number is specified molding ports will be located as shown.



PART NUMBER	H		J,K,L & N		P	R	S	T	W	C	D
	Min a	Max b	Min a	Max b	±10% b	±10% b	±10% b	±10% b	±20% b	±5° b	±5° b
561A017	1.62 [41,1]	.49 [12,4]	1.06 [26,9]	.49 [12,4]	3.96 [100,5]	3.62 [91,9]	3.58 [90,9]	1.25 [31,7]	.10 [2,5]	45°	15°

Raychem

RAYCHEM CORPORATION
300 CONSTITUTION DRIVE
MENLO PARK, CALIFORNIA 94025

Revision : C
Date : 5/12/94

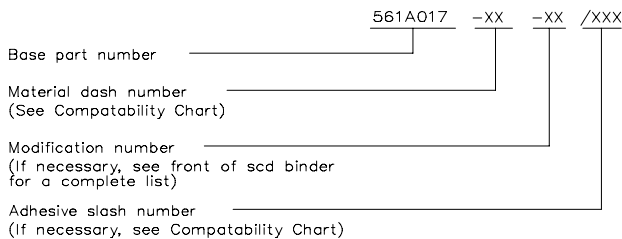
Part Number : 561A017
Description : Transition, 1 to 4 Cables

Thermofit[®] Molded Parts Specification Control Drawing

Part Number : 561A017
Description : Transition, 1 to 4 Cables

MATERIAL DASH NO.	MATERIAL DESCRIPTION	RT SPEC	COATING SLASH NO.	COATING S NO.	COATING DESCRIPTION
-3	Polyolefin, Semi-rigid	RT-301	/42;/87	S-1017;S-1052	Adhesive
-4	Polyolefin, Flexible	RT-1304	/42	S-1017	Adhesive
-25	Elastomer, Fluid Resistant	RT-1325	N/A		

ORDERING INFORMATION



THIS DRAWING IS SUBJECT TO CHANGE WITHOUT NOTICE; CONSULT YOUR NEAREST FIELD REPRESENTATIVE FOR CURRENT REVISION

Raychem

If this document is printed it becomes uncontrolled.
Check for the latest revision.

RAYCHEM CORPORATION
300 CONSTITUTION DRIVE
MENLO PARK, CALIFORNIA 94025

Revision : C
Date : 5/12/94

Part Number : 561A017
Description : Transition, 1 to 4 Cables