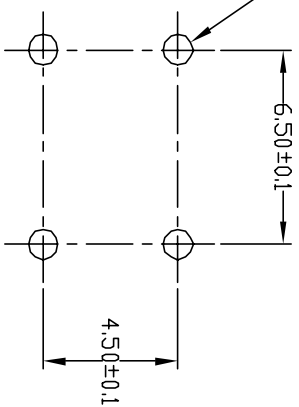
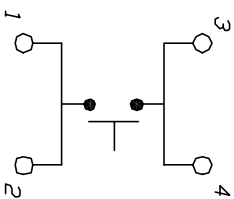
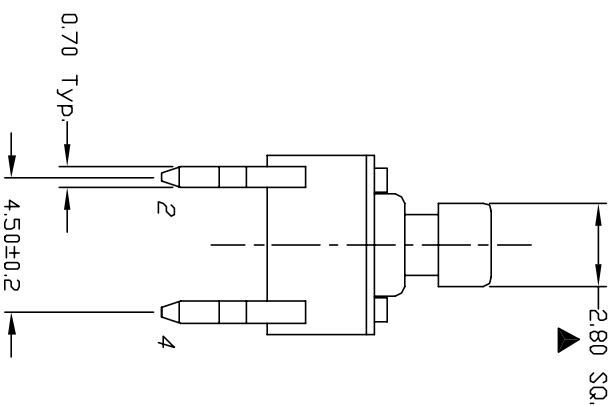
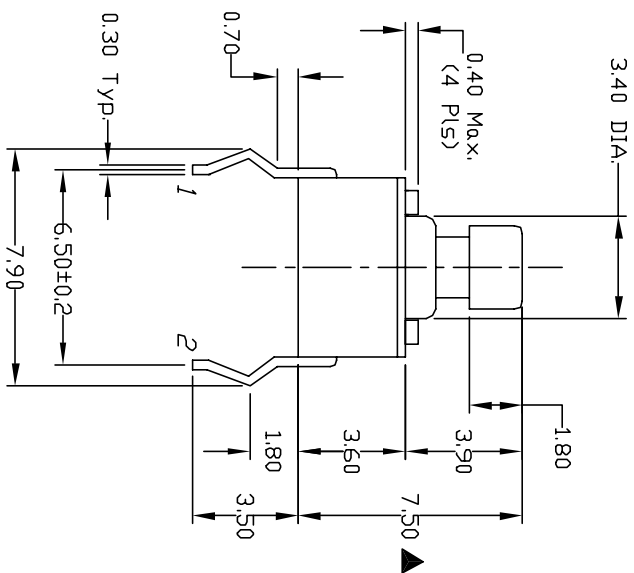


1.00 DIA.±0.05
Typ.



RECOMMEND PCB LAYOUT

- NOTES:
1. ALL DIMENSIONS IN MM
 2. GENERAL TOLERANCE: 0.0=±0.4
0.00=±0.25
 3. TERM. NOS. FOR REF. ONLY
 4. RATING: 50mA, @12V DC
 5. TRAVEL: 0.25±0.1mm
 6. OPERATING FORCE: 160±50gf
 7. CONTACT RESISTANCE: 100 milliohms Max.
 8. ELECTRICAL LIFE: 100,000 CYCLES MIN.
 9. DESIGNATE MAJOR DIMENSIONS



CIRCUIT: SPST
CONTACT CONFIGURATION

REV.	ECN NO.	DESCRIPTION	DATE	CHKD
C	10038	REVISED & REDRAWN	12/2/98	
THE INFORMATION CONTAINED IN THIS DOCUMENT IS PROPRIETARY TO E-SWITCH AND IS NOT TO BE COPIED OR TRANSFERRED				

TITLE				
TL 1105 SP F160 Q				
SCALE	DATE	DR	DWG	REV
4:1	8/28/94	MM	P010201	C

E-SWITCH®