


OVERSIZE ANVIL




APPLICATOR PARTS LIST

TYPE  
ENDFEED THRU SPLICE  
ADJ. INS. CRIMP

AMP INCORPORATED Two AT  
HARRISBURG, PENNA. A TIME

THIS DRAWING IS A CONTROLLED DOCUMENT FOR AMP INC. IT IS SUBJECT TO CHANGE AND THE CONTROLLING ENGINEERING ORGANIZATION SHOULD BE CONTACTED FOR THE LATEST REVISION.

NO.	DESCRIPTION	REQ.	PART NO.	NO.	DESCRIPTION	REQ.	PART NO.
1	WIRE CRIMPER	1	1453925-1	42			
2	INS. CRIMPER INSERT	1	374888	43	SPRING, SLIDE	1	224017-7
3	ANVIL	1	1471359-9	44	FEED PLATE RET.	1	372998
4	ANVIL SPACER			45			
5	SHEAR BLADE	1	471972-8	46			
6	<del>ANVIL</del> PLATE - FEED	1	1471917-0	47			
7	SHEAR BLADE SPACER			48			
8	FRONT SHEAR PLATE			49			
9	REAR ANVIL SPACER PLT.			50			
10	FRONT ANVIL SPACER PLT.			51			
11	TOOL SPACER			52			
12	CRIMP SPACER	1	854652-8	53			
13	FRONT STRIP GUIDE			54			
14	REAR STRIP GUIDE			55	SQ. HD. SET SCR	1	21077-7
15	RAM	1	468449-1	56	NUT, HEX.	1	22202-1
16	TOOL HOLDER			57			
17	ADJ. CRIMP MOUNT 	1	465340-2	58			
18	ADJ. BLOCK			59			
19	APPLICATOR MOUNT ASSY.	1	473933	60			
20	BASE PLATE			61			
21	BASE BLOCK			62			
22	STRIP GUIDE PLATE			63			
23	ANVIL HOLDER	1	385941-2	64			
24	AUX. ANVIL HOLDER	1	378975	65	TENSION ADJ. PLATE	1	374999
25	<del>ANVIL</del> RET. PLATE				MISCELLANEOUS		
26	STRIPPER <del>FRONT</del> FRT.	1	810441	66	LUBRICATOR ASSY.	1	465184-2
27	<del>STRIPPER</del> SPACER STR	1	375568	67	<del>TERMINAL LUBRICANT</del>	1	561230-3
28	STRIPPER <del>FRONT</del> SPACER R.	1	371007	68			
29	STRIPPER <del>FRONT</del> SPACER	1	379011	69			
30	STOCK DRAG	1	372990	70			
31	STOCK DRAG <del>FRONT</del> NUT	1	21022-4	71			
32	STOCK DRAG STUD	1	21015-8	72			
33	STOCK DRAG SPRING	1	238467		REV. REVISION RECORD	DATE	BY ECN
34	STOCK DRAG ADJ. SCREW	2	372997	A	DELETE ITEM 25	11/10/78	LS/R2752
35	FEED FINGER HOLDER			B	REV. PER 100	6-3-80	MP/JC/R3580
36	FEED FINGER	1	811432-1	B1	OBS R6522	10/85	JB
37	FEED FINGER TIP			C	REACT. 0150-5556-94	7/94	DJCE
38	FEED FINGER SPACER			D	ECN 0150-5694-94	9-94	MD
39	BASE CASTING	1	570238	E	0150-5843-94	12/94	TR
40	GUARD	1	458132-5				
41							

CRIMPING DATA				TERMINALS
TO APPLY TERMINAL				60997
WIRE SIZE	CRIMP HEIGHT			
CRIMP WIRE	SIZE .180	TYPE F	FEED	
INSUL.	.180	F	.600	
<del>CRIMP</del> ANVIL	.185			
INSULATION RANGE	WIRE RANGE CMA			
.100-.130	12,000-18,000			
EXPLODED VIEW				
A-6010-1		A-6010-2		
REMARKS:				
 ADJ. CRIMP MT. IS MOUNTED ON FEED SIDE.				
OVERSIZE ANVIL				
NOTE: DO NOT CYCLE MACHINE WITH NO LOAD IN CRIMP AREA.				
<input type="checkbox"/> DENOTES WEARING PARTS <input type="checkbox"/> RECOMMEND PURCHASE REPLACEMENT				
THIS APPLICATOR IS TO BE USED ON				
AMP-O-LECTRIC 1-471273-3				DIST. 
<del>AMP-O-LECTRIC</del> MECH. FEED				
SERIAL NO.	DATE SHIPPED	DESIGNED		
		R. B. Smith 1-11-78		
CUSTOMER NAME AND ADDRESS				CHK'D.
APPLICATOR NUMBER				APP'D.
REV. E 565724-3				 1/78
				SHEET 1 OF 2

THIS DRAWING IS A CONTROLLED DOCUMENT FOR AMP INC. IT IS SUBJECT TO CHANGE AND THE CONTROLLING ENGINEERING ORGANIZATION SHOULD BE CONTACTED FOR THE LATEST REVISION.

AMP 550 (2/83)

APPLICATOR PARTS LIST (BOLT, NUT, SCREW, WASHER etc.)

NO.	DESCRIPTION	SIZE	LGTH.	REQ.	PART NO.	NO.	DESCRIPTION	SIZE	LGTH.	REQ.	PART NO.
100	SCREW SET S/L RAM PIN TO RAM (15)	1/4-20	1/2	1	21009-6						
101	NUT HEX. DRAG ADJ SCR. (34)	10-32	-	2	21018-7	117	SCREW, SOC. HD. CAP	8-32	1/4	1	2-21000-5
						118	WASHER, FLAT TENSION ADJ. PL. (65) TO FEED FINGER (36)	8 ID	-	1	21055-6
102	SCREW, SOC. HD. CAP FEED PLATE (6) TO SLIDE (19)	10-32	1/2	2	3-21000-5						
						119	SCREW, SOC. HD. CAP STRIPPER (26) SPA. (27) STR (28) SPA. (29) 29 TO MT. (19)	10-32	1 1/4	2	4-21000-0
103	SCREW, SOC. HD. CAP FEED PLATE RET. (44) TO APPL. MT. ASSY. (19)	10-32	1/2	2	3-21000-5						
104	SCREW, SOC. HD. CAP	10-32	1	1	3-21000-9						
105	NUT, HEX. FEED PL. RET. (44) CONTROLS FEED PLATE HEIGHT	10-32	-	1	21018-7						
106	SCREW, SOC. HD. CAP ANVIL HOLDER (23) TO APPL. MT. (19)	3/8-16	3/4	1	3-21001-3	150	SCREW, SOC. HD. CAP	8-32	5/16	1	7-21000-4
						151	WASHER, FLAT INS CRIMPER INSERT (2) TO ADJ. CRIMP MT. 17	8 ID	-	1	21055-6
107	SCREW, SOC. HD. CAP AUX. ANVIL HOLDER (24) TO BASE PL. (19)	5/16-18	1/2	1	1-21001-6						
108	SCREW, SOC. HD. CAP AUX. ANVIL HOLDER (24) ANVIL (3) TO ANVIL HOLDER (23)	1/4-20	3/4	1	21001-4						
109	SCREW, SOC. HD. CAP RET. PLATE (25) BLADE (5) TO FEED PLATE (6)	10-32	3/8	2	3-21000-4						
110	SCREW, SOC. HD. CAP TOP TOOLING TO RAM (15)	1/4-20	1 1/4	2	21001-7						
111	SCREW, SOC. HD. CAP GUARD (40) TO ANVIL HOLDER (23)	10-32	3/8	2	3-21000-4						
114	SCREW, HEX HD.	3/8-16	1 1/4	3	3-21015-2						
115	WASHER, FLAT BASE PL. (19) TO BASE CASTING (39)	3/8 ID	~	3	371178						

NOTES: 60997



4

REV.	APPLICATOR PART LIST	SHEET
E	565724-3	2 OF 2