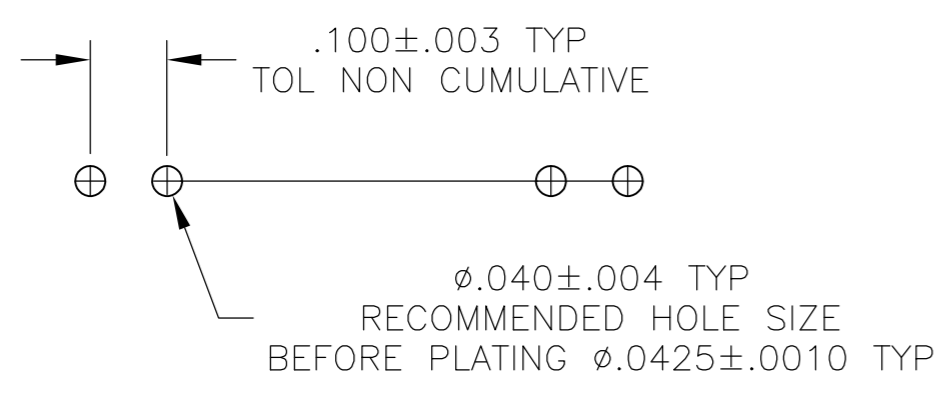
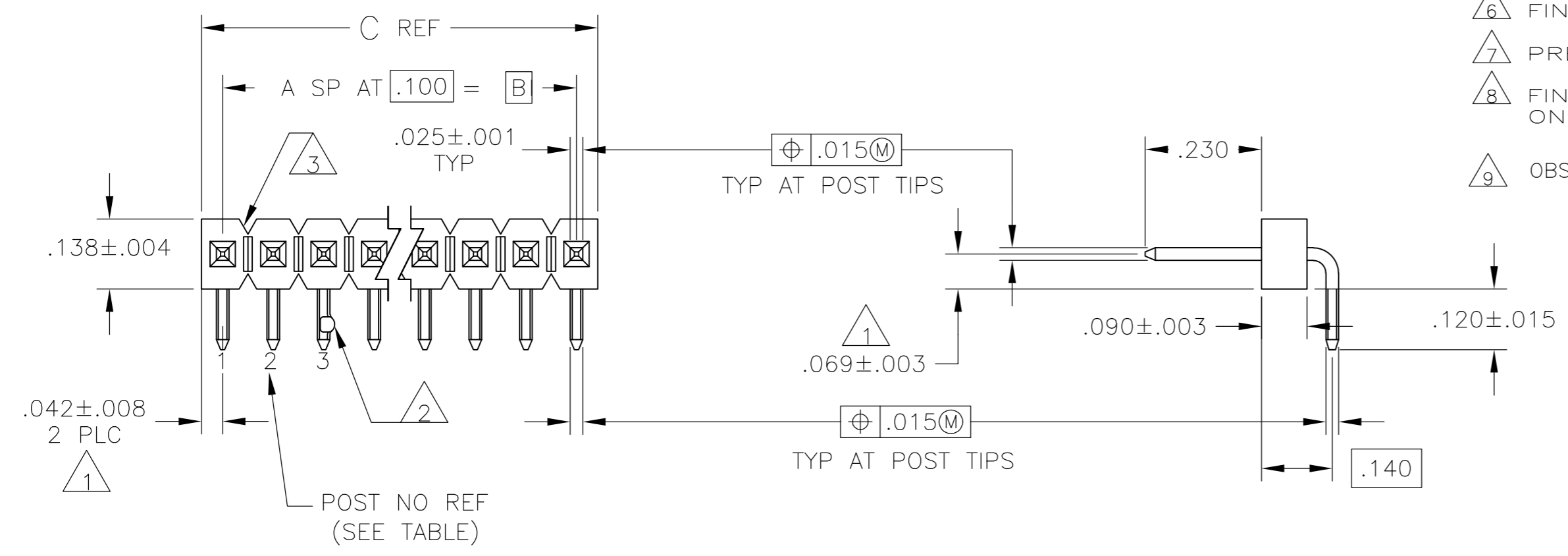


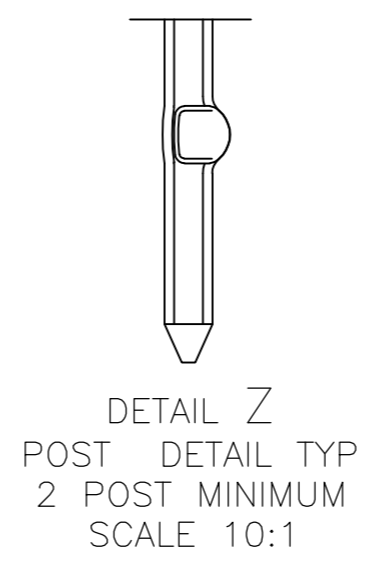
THIS DRAWING IS UNPUBLISHED. RELEASED FOR PUBLICATION  
 © COPYRIGHT BY TYCO ELECTRONICS CORPORATION. ALL RIGHTS RESERVED.

LOC		DIST		REVISIONS			
P	LTR	DESCRIPTION	DATE	DWN	APVD		
	K	EC 0G3C 0195 05	30MAY05	BSV	JLG		
	K1	REVISED PER ECO-09-021826	09JAN10	KK	AEG		

- 1 THE NOTED DIMENSION APPLIES AT THE INTERSECTION OF THE POST AND HOUSING
- 2 SELECTIVE POSTS ARE FORMED TO PROVIDE CONNECTOR RETENTION TO PC BOARD UNTIL SOLDERED. RETENTION FEATURE IS FOR .055 MINIMUM PC BOARD THICKNESS. SEE DETAIL Z FOR FORM AND TABLE FOR LOCATIONS.
- 3 BREAKAWAY NOTCH ANGLE CAN BE ORIENTED TO THE RIGHT (AS SHOWN) OR TO THE LEFT
- 4 PARTS TO BE PACKAGED IN TUBES.
- 5 FINISH: .000100-.000200 MATTE TIN LEAD OVER .000050 NICKEL ON ENTIRE POST.
- 6 FINISH:.000100-.000200 BRIGHT TIN OVER .000050 NICKEL ON ENTIRE POST.
- 7 PRELIMINARY PART-NOT RELEASED FOR PRODUCTION.
- 8 FINISH: .000100-.000200 MATTE TIN OVER .000050 NICKEL ON ENTIRE POST.
- 9 OBSOLETE PARTS: OBSOLETE CIS STREAMLINING PER D.RENAUD/D.SINISI



RECOMMENDED HOLE LAYOUT



DETAIL Z  
 POST DETAIL TYP  
 2 POST MINIMUM  
 SCALE 10:1

THIS DRAWING IS A CONTROLLED DOCUMENT.		DWN M. PASTAL 4FEB88	Tyco Electronics Corporation Harrisburg, Pa 17105-3608	
DIMENSIONS: INCHES		CHK R. FEIDT 9FEB88	NAME	
TOLERANCES UNLESS OTHERWISE SPECIFIED:		APVD M. PASTAL 9FEB88	PRODUCT SPEC	
0 PLC ± -		APPLICATION SPEC		
1 PLC ± -		WEIGHT		
2 PLC ± -		SCALE 4:1		
3 PLC ± .005		SHEET 1 OF 2		
4 PLC ± -		REV K1		
ANGLES ± -		CUSTOMER DRAWING		
FINISH SEE TABLE		SIZE CAGE CODE DRAWING NO RESTRICTED TO		
		A2 00779 C=104349		

THIS DRAWING IS UNPUBLISHED. RELEASED FOR PUBLICATION  
 © COPYRIGHT BY TYCO ELECTRONICS CORPORATION. ALL RIGHTS RESERVED.

LOC	DIST	REVISIONS					
AD	00	P	LTR	DESCRIPTION	DATE	DWN	APVD
		-		SEE SHEET 1	-	-	-

△4	OBSOLETE	△8	1,2,3,4,26,27,28,29	2.884	2.800	28	29	7-104349-9
	OBSOLETE	△8	1,2,3,4,6,7,8,9	.884	.800	8	9	7-104349-8
		△8	1,2,3,4,37,38,39,40	3.984	3.900	39	40	7-104349-7
	OBSOLETE	△8	1,2,3,4,32,33,34,35	3.484	3.400	34	35	7-104349-6
	OBSOLETE	△8	1,2,3,4,27,28,29,30	2.984	2.900	29	30	7-104349-5
	OBSOLETE	△8	1,2,3,4,23,24,25,26	2.584	2.500	25	26	7-104349-4
	OBSOLETE	△8	1,2,3,4,22,23,24,25	2.484	2.400	24	25	7-104349-3
	OBSOLETE	△8	1,2,3,4,21,22,23,24	2.384	2.300	23	24	7-104349-2
	OBSOLETE	△8	1,2,3,4,20,21,22,23	2.284	2.200	22	23	7-104349-1
	OBSOLETE	△8	1,2,3,4,19,20,21,22	2.184	2.100	21	22	7-104349-0
	OBSOLETE	△8	1,2,3,4,18,19,20,21	2.084	2.000	20	21	6-104349-9
		△8	1,2,3,4,17,18,19,20	1.984	1.900	19	20	6-104349-8
	OBSOLETE	△8	1,2,3,4,16,17,18,19	1.884	1.800	18	19	6-104349-7
	OBSOLETE	△8	1,2,3,4,15,16,17,18	1.784	1.700	17	18	6-104349-6
	OBSOLETE	△8	1,2,3,4,14,15,16,17	1.684	1.600	16	17	6-104349-5
	OBSOLETE	△8	1,2,3,4,13,14,15,16	1.584	1.500	15	16	6-104349-4
	OBSOLETE	△8	1,2,3,4,12,13,14,15	1.484	1.400	14	15	6-104349-3
	OBSOLETE	△8	1,2,3,4,11,12,13,14	1.384	1.300	13	14	6-104349-2
	OBSOLETE	△8	1,2,3,4,10,11,12,13	1.284	1.200	12	13	6-104349-1
	OBSOLETE	△8	1,2,3,4,9,10,11,12	1.184	1.100	11	12	6-104349-0
	OBSOLETE	△8	1,2,3,4,8,9,10,11	1.084	1.000	10	11	5-104349-9
	OBSOLETE	△8	1,2,3,4,7,8,9,10	.984	.900	9	10	5-104349-8
	OBSOLETE	△8	1,2,3,4,6,7,8,9	.884	.800	8	9	5-104349-7
		△8	ALL	.784	.700	7	8	5-104349-6
	OBSOLETE	△8	ALL	.684	.600	6	7	5-104349-5
	OBSOLETE	△8	ALL	.584	.500	5	6	5-104349-4
	OBSOLETE	△8	ALL	.484	.400	4	5	5-104349-3
	OBSOLETE	△8	ALL	.384	.300	3	4	5-104349-2
		△8	ALL	.284	.200	2	3	5-104349-1
	PLATING		HOLD-DOWN POST CONFIGURATION LOCATION	C	B	A	NO OF POSN	ASSEMBLY PART NUMBER

	△6	ALL	.584	.500	5	6	3-104349-0	
△9	OBSOLETE	△5	1,2,3,4,26,27,28,29	2.884	2.800	28	29	2-104349-9
△9	OBSOLETE	△5	1,2,3,4,6,7,8,9	.884	.800	8	9	2-104349-8
		△5	1,2,3,4,37,38,39,40	3.984	3.900	39	40	2-104349-7
△9	OBSOLETE	△5	1,2,3,4,32,33,34,35	3.484	3.400	34	35	2-104349-6
△9	OBSOLETE	△5	1,2,3,4,27,28,29,30	2.984	2.900	29	30	2-104349-5
△9	OBSOLETE	△5	1,2,3,4,23,24,25,26	2.584	2.500	25	26	2-104349-4
△9	OBSOLETE	△5	1,2,3,4,22,23,24,25	2.484	2.400	24	25	2-104349-3
△9	OBSOLETE	△5	1,2,3,4,21,22,23,24	2.384	2.300	23	24	2-104349-2
△9	OBSOLETE	△5	1,2,3,4,20,21,22,23	2.284	2.200	22	23	2-104349-1
△9	OBSOLETE	△5	1,2,3,4,19,20,21,22	2.184	2.100	21	22	2-104349-0
△9	OBSOLETE	△5	1,2,3,4,18,19,20,21	2.084	2.000	20	21	1-104349-9
		△5	1,2,3,4,17,18,19,20	1.984	1.900	19	20	1-104349-8
△9	OBSOLETE	△5	1,2,3,4,16,17,18,19	1.884	1.800	18	19	1-104349-7
△9	OBSOLETE	△5	1,2,3,4,15,16,17,18	1.784	1.700	17	18	1-104349-6
△9	OBSOLETE	△5	1,2,3,4,14,15,16,17	1.684	1.600	16	17	1-104349-5
△9	OBSOLETE	△5	1,2,3,4,13,14,15,16	1.584	1.500	15	16	1-104349-4
△9	OBSOLETE	△5	1,2,3,4,12,13,14,15	1.484	1.400	14	15	1-104349-3
△9	OBSOLETE	△5	1,2,3,4,11,12,13,14	1.384	1.300	13	14	1-104349-2
△9	OBSOLETE	△5	1,2,3,4,10,11,12,13	1.284	1.200	12	13	1-104349-1
△9	OBSOLETE	△5	1,2,3,4,9,10,11,12	1.184	1.100	11	12	1-104349-0
△9	OBSOLETE	△5	1,2,3,4,8,9,10,11	1.084	1.000	10	11	104349-9
△9	OBSOLETE	△5	1,2,3,4,7,8,9,10	.984	.900	9	10	104349-8
△9	OBSOLETE	△5	1,2,3,4,6,7,8,9	.884	.800	8	9	104349-7
		△5	ALL	.784	.700	7	8	104349-6
△9	OBSOLETE	△5	ALL	.684	.600	6	7	104349-5
		△5	ALL	.584	.500	5	6	104349-4
		△5	ALL	.484	.400	4	5	104349-3
		△5	ALL	.384	.300	3	4	104349-2
		△5	ALL	.284	.200	2	3	104349-1
	PLATING		HOLD-DOWN POST CONFIGURATION LOCATION	C	B	A	NO OF POSN	ASSEMBLY PART NUMBER

THIS DRAWING IS A CONTROLLED DOCUMENT.

DWN	M. PASTAL	4FEB88	 Tyco Electronics Corporation Harrisburg, Pa 17105-3608					
CHK	R. FEIDT	9FEB88						
APVD	M. PASTAL	9FEB88						
PRODUCT SPEC	NAME							
APPLICATION SPEC	HEADER ASSY, MOD II, BREAKAWAY, RIGHT ANGLE, SINGLE ROW, .100 C/L, .025 SQ. POSTS, W/HOLD-DOWN CONFIG		RESTRICTED TO					
WEIGHT	-	SIZE	CAGE CODE	DRAWING NO	SCALE	SHEET	OF	REV
CUSTOMER DRAWING		A2	00779	C=104349	1:1	2	2	K1