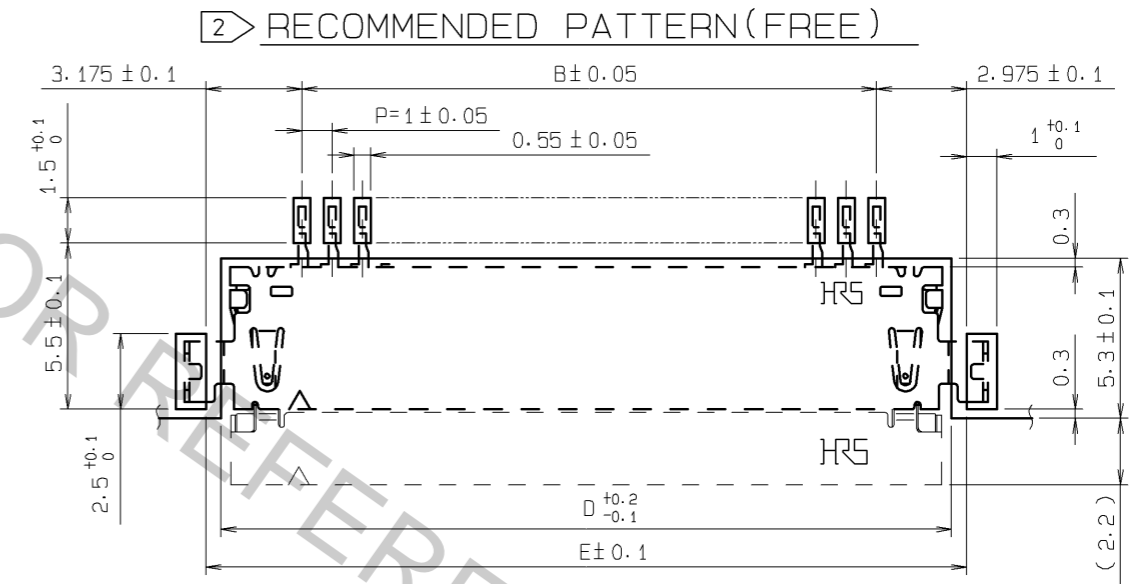
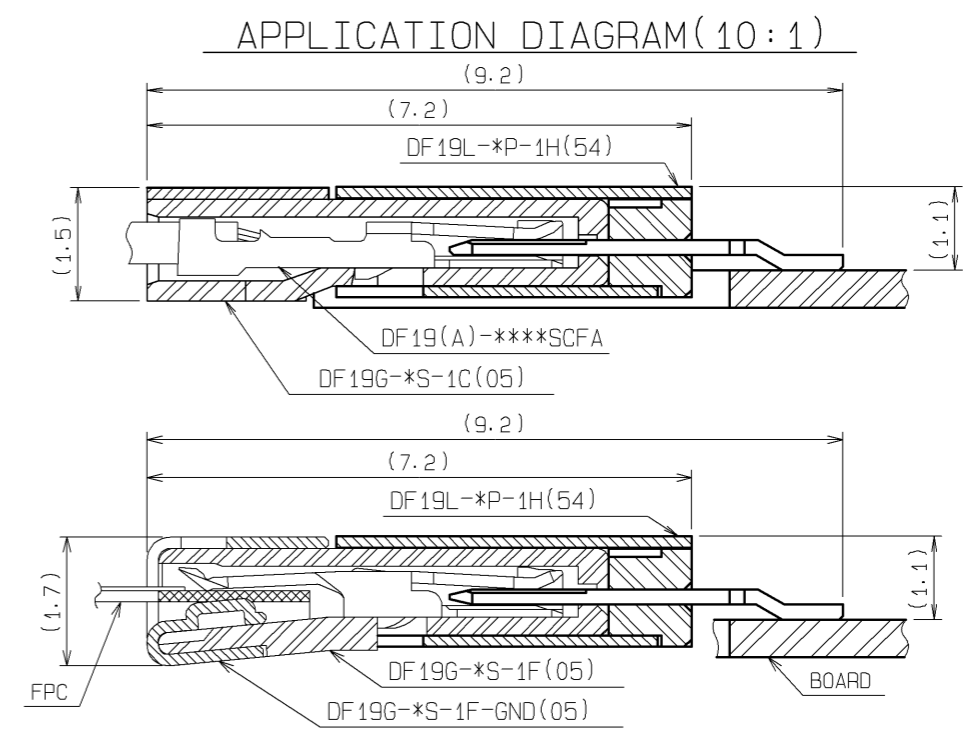
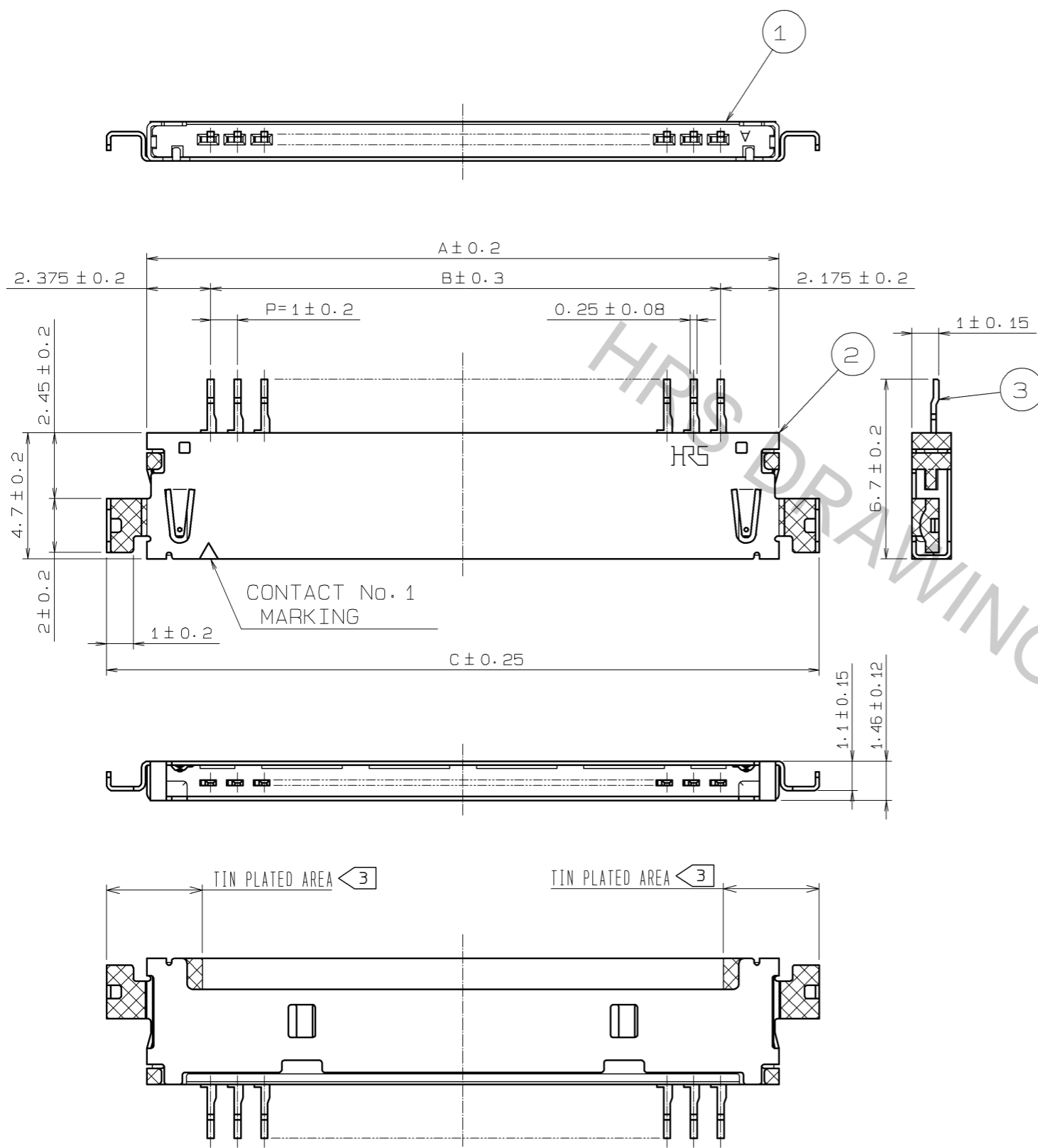


May.1.2017 Copyright 2017 HIROSE ELECTRIC CO., LTD. All Rights Reserved.



PART No.	CODE No.	NUMBER OF CONTACT	A	B	C	D	E
DF19L-14P-1H(54)	CL685-0003-8-54	14	17.55	13	20.55	18.15	19.15
DF19L-20P-1H(54)	CL685-0019-8-54	20	23.55	19	26.55	24.15	25.15
DF19L-30P-1H(54)	CL685-0016-0-54	30	33.55	29	36.55	34.15	35.15

NOTES1: LEAD CO-PLANARITY SHALL BE 0.1 mm MAX.  
 2 RECOMMENDED THICKNESS OF CREAM SOLDER PASTE: 0.15mm  
 OPEN AREA RATIO: 100%

NO.	MATERIAL	FINISH, REMARKS	NO.	MATERIAL	FINISH, REMARKS
2	PHOSPHER BRONZE	LEAD AREA: TIN PLATED 1μm min UNDER PLATING: NICKEL PLATED 0.5μm min	3	PHOSPHER BRONZE	CONTACT AREA: GOLD PLATED 0.1μm min LEAD AREA: TIN-COPPER PLATED 1μm min UNDER PLATING: NICKEL PLATED 1μm min
1	POLYAMIDE	BLACK, UL94V-0	5	POLYESTER	CLEAR, (COVER TAPE)
			4	PS	CLEAR, (EMBOSSD CARRIER TAPE)

UNITS	SCALE	COUNT	DESCRIPTION OF REVISIONS	DESIGNED	CHECKED	DATE
mm	5 : 1	△				

APPROVED : TS. SAKATA	09.03.02	DRAWING NO.	EDC3-311645-01
CHECKED : TS. KUMAZAWA	09.03.02	PART NO.	DF19L-*P-1H(54)
DESIGNED : SN. KOBAYASHI	09.02.27	CODE NO.	CL685-
DRAWN : SN. KOBAYASHI	09.02.27		

