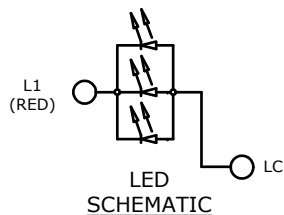
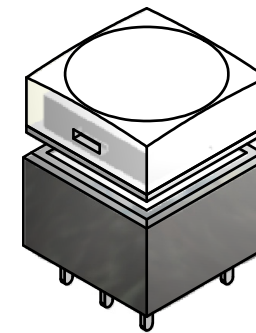
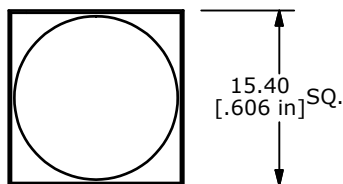


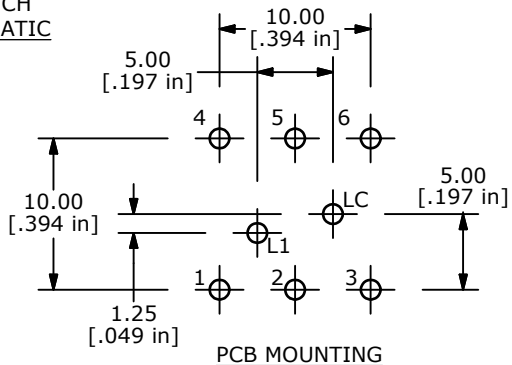
SWITCH SCHEMATIC



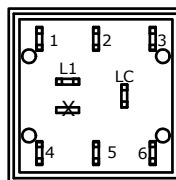
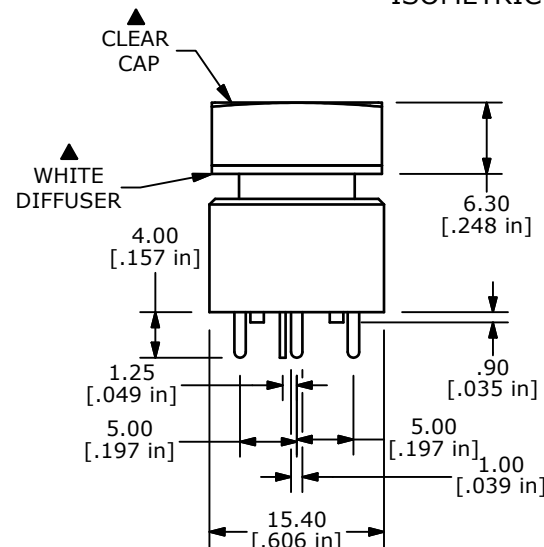
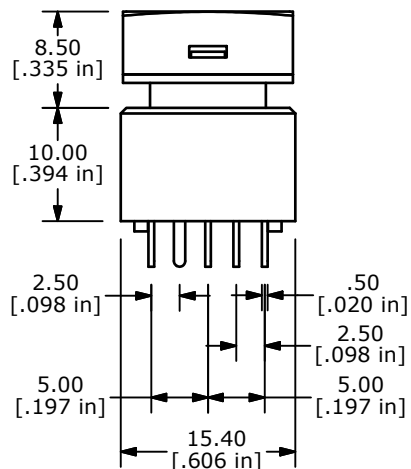
LED SCHEMATIC



ISOMETRIC



PCB MOUNTING



NOTES:

1. ALL DIMENSIONS IN MM
2. GENERAL TOLERANCE: X.X=±0.4
X.XX=±0.25
3. TERM. NOS. FOR REFERENCE ONLY.
- ▲ 4. CONTACT RATING: 0.5A @ 100VAC OR 25VDC
0.2A @ 250 VAC
5. CONTACT MATERIAL: SILVER
6. ELECTRICAL LIFE: 200,000 Typical
7. MECHANICAL LIFE:
1,000,000 CYCLES TYP.
8. OPERATING TEMP: -20°C TO +70°C
9. OPERATING FORCE: 300 ± 150 gf
10. CONTACT RESISTANCE:
50 MILLI-OHM INITIAL TYP. MAX.
11. INSULATION RESISTANCE: 500VDC, 100 MΩ MIN.
12. DIELECTRIC STRENGTH:
1000 VAC FOR 1 MINUTE
13. TRAVEL TO MAKE: 2.20mm ± 0.2
14. 2002/95/EC (ROHS) COMPLIANT
15. ▲ DENOTES CRITICAL PARAMETER
- ▲ 16. LED COLOR: RED: 3 CHIPS; 1.7VDC, @20mA TYP.



G	19737	CORRECTED TERMINALS	03/07/11	BMA
F	19724	UPDATE DRAWING	03/02/11	BMA
REV	PCR NO	DESCRIPTION	DATE	BY

TITLE ULP22EEP1QSSCL1REDNIL				
SCALE	DATE	DR	DWG	REV
1.5:1	10/10/2007	BF	B800004	G

THE INFORMATION CONTAINED IN THIS DOCUMENT IS PROPRIETARY TO E-SWITCH AND IS NOT TO BE COPIED OR TRANSFERRED