

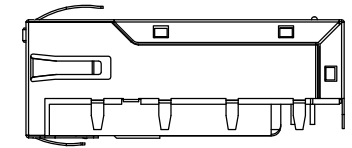
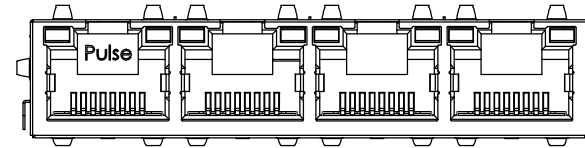
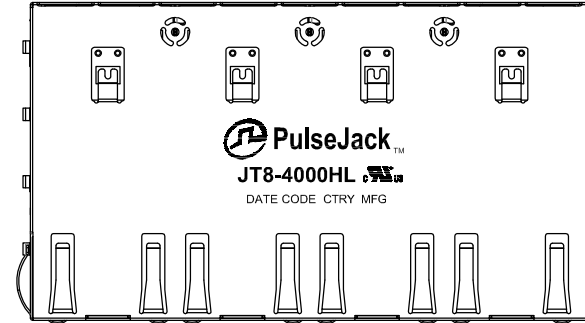


NOTES:

1. ROHS+HF COMPLIANT.
2. PLASTIC HOUSING: THERMOPLASTIC MATERIAL WITH FLAMMABILITY RATING UL 94V-0 OR BETTER.
3. CONTACTS PLATING: 50 MICRO-INCH GOLD PLATING.
4. SIGNAL SOLDER PINS: TIN PLATED.
5. METAL SHIELD: NICKEL PLATED COPPER.
6. JACK CAVITY CONFORMS TO FCC PART 68 SUBPART F.
7. STORAGE TEMPERATURE: -20°C TO +125°C
8. COMPLIANT TO J-STD:
 - A. J-STD-002: SOLDERABILITY AT 245°C DIP AND LOOK TEST
 - B. J-STD-020: LEVEL 1, NO MOISTURE SENSITIVE
 - C. J-STD-075: W2, 270°C MAXIMUM THROUGH WAVE SOLDER



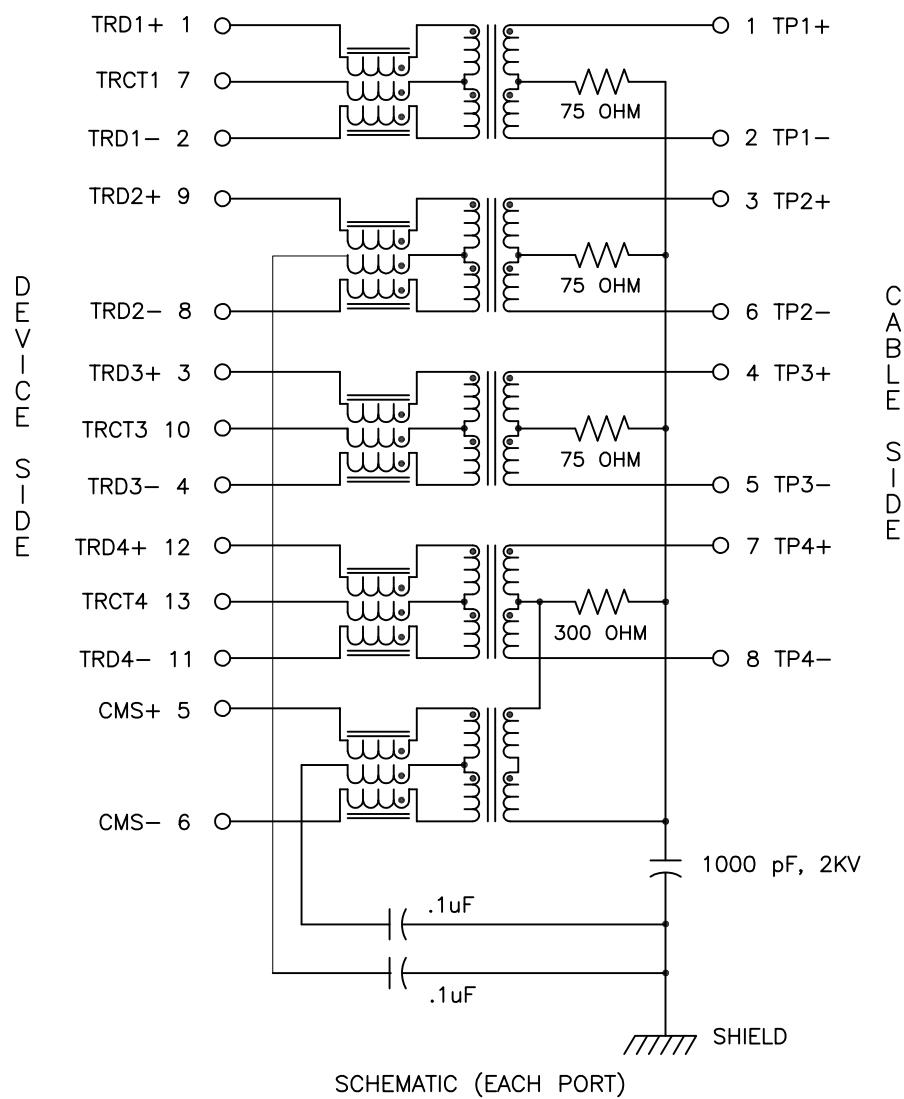
MAXIMUM SMT LED HEIGHT SHOULD NOT EXCEED 1.1mm.



FINAL OUTLINE

© Copyright, 2018. Pulse Electronics Corp. All rights reserved. Pulse confidential & proprietary. (04/03/18)

PRODUCT DESCRIPTION	TLA DRAWING	PS DRAWING	SHEET	PART NO.	DATASHEET REV.
CONN,RJ45,1X4,10GD,1:1,TY	JT8-4000HL-10	PS-2839.002-B	1 OF 5	JT8-4000HL	F



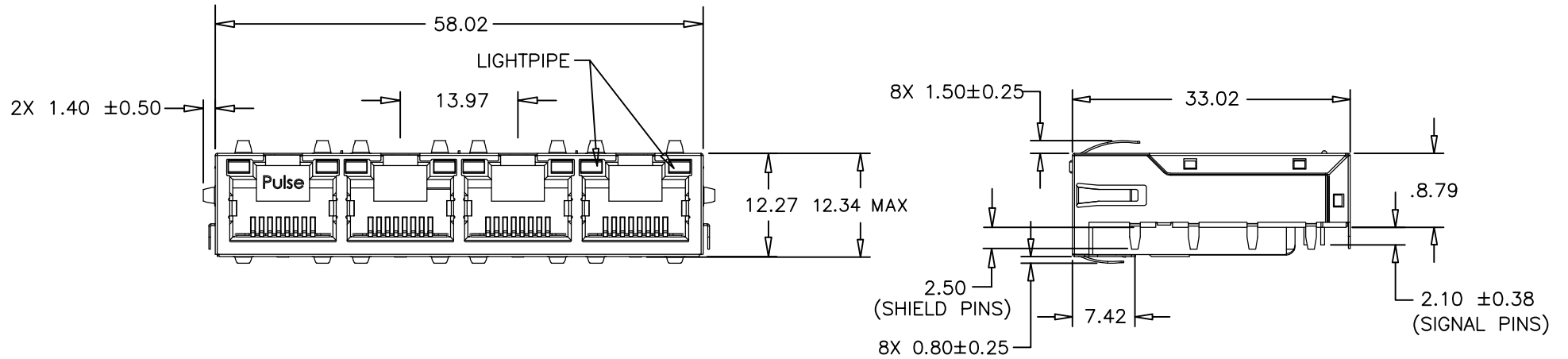
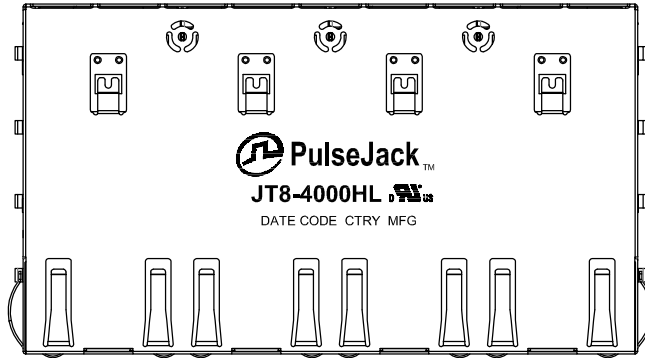
ELECTRICAL CHARACTERISTICS AT +25°C UNLESS OTHER SPECIFIED
MEETS IEEE 802.3 SPECIFICATION

PARAMETER	SPECIFICATIONS		
OPERATING TEMP	0°C TO +70°C		
TURNS RATIO	1.00 ± 2%		
POLARITY	PER SCHEMATIC		
INSERTION LOSS (DATA CHANNELS)	100 KHz	1-400 MHz	
	-3.0 dB MAX	-2.0 dB MAX (-1.4 dB TYP)	
INSERTION LOSS (CM SENSE CHANNELS)	3-500 MHz		
	-5.0 dB MAX (-4 dB TYP)		
RETURN LOSS (Z OUT = 100 OHM ± 1%)	1-100 MHz	100 MHz-500 MHz	
	-22 dB MIN	-22 + 18.27*LOG ₁₀ (f/100)	
INDUCTANCE (OCL)	180 uH MIN @ 100 kHz, 100 mV		
CROSSTALK, ADJACENT CHANNELS	1-100 MHz	100-500 MHz	
	-28 dB MIN	-19 dB MIN	
COMMON MODE REJECTION RATIO	1-100 MHz	100-300 MHz	300-500 MHz
	-35 dB MIN	-30 dB MIN	-25 dB MIN
COMMON TO DIFFERENTIAL MODE REJECTION (CDMR)	1-250 MHz		250-500 MHz
	-30 dB MIN		-22 dB MIN
INPUT - OUTPUT ISOLATION	2250 VDC MIN @ 60 SECONDS		

NOTE: f IS FREQUENCY IN MHZ.

© Copyright, 2018. Pulse Electronics Corp. All rights reserved. Pulse confidential & proprietary. (04/03/18)

PRODUCT DESCRIPTION	TLA DRAWING	PS DRAWING	SHEET	PART NO.	DATASHEET REV.
CONN,RJ45,1X4,10GD,1:1,TY	JT8-4000HL-10	PS-2839.002-B	2 OF 5	JT8-4000HL	F

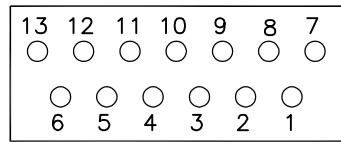


ALL DIMENSION ARE SHOWN IN MILLIMETERS.
UNLESS OTHERWISE SPECIFIED,
THE FOLLOWING TOLERANCES APPLY:

X.XX = ±0.25

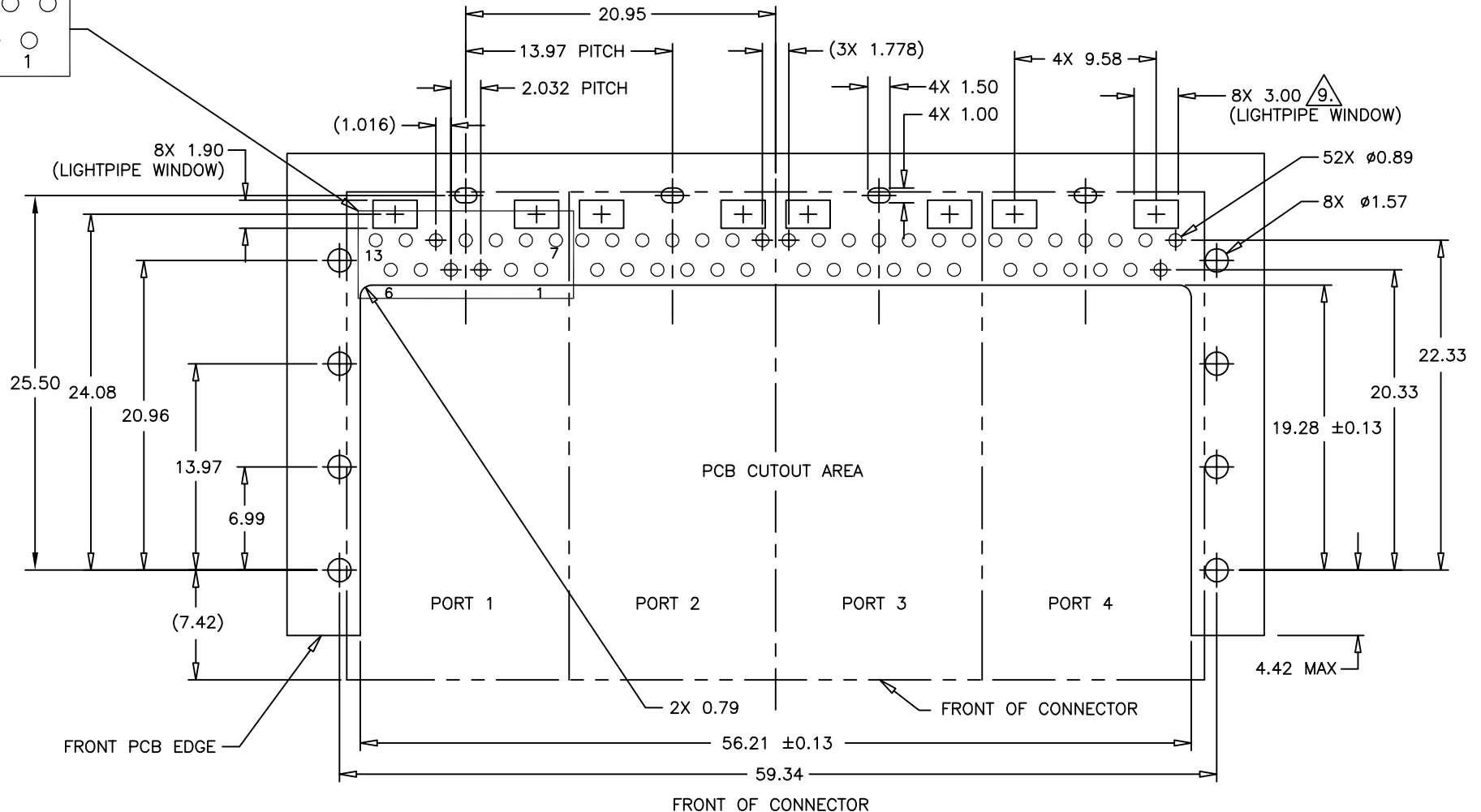
© Copyright, 2018. Pulse Electronics Corp. All rights reserved. Pulse confidential & proprietary. (04/03/18)

PRODUCT DESCRIPTION	TLA DRAWING	PS DRAWING	SHEET	PART NO.	DATASHEET REV.
CONN,RJ45,1X4,10GD,1:1,TY	JT8-4000HL-10	PS-2839.002-B	3 OF 5	JT8-4000HL	F



1	TRD1+
2	TRD1-
3	TRD3+
4	TRD3-
5	CMS+
6	CMS-
7	TRCT1
8	TRD2-
9	TRD2+
10	TRCT3
11	TRD4-
12	TRD4+
13	TRCT4

PIN ASSIGNMENT
(EACH PORT)

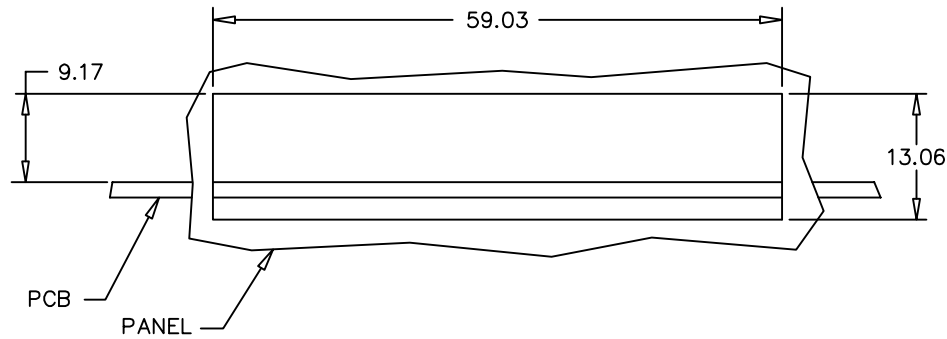


ALL DIMENSION ARE SHOWN IN MILLIMETERS.
UNLESS OTHERWISE SPECIFIED,
THE FOLLOWING TOLERANCES APPLY:
X.XX = ±0.05

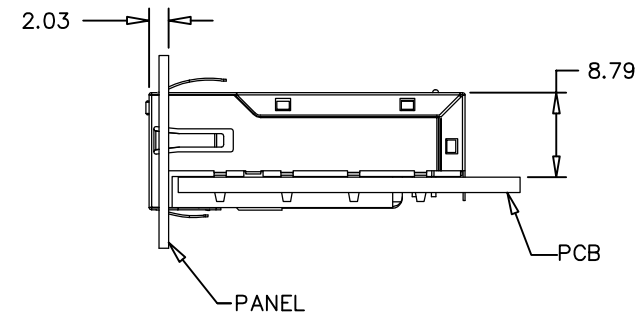
SUGGESTED FOOTPRINT (COMPONENT SIDE SHOWN)

© Copyright, 2018. Pulse Electronics Corp. All rights reserved. Pulse confidential & proprietary. (04/03/18)

PRODUCT DESCRIPTION	TLA DRAWING	PS DRAWING	SHEET	PART NO.	DATASHEET REV.
CONN,RJ45,1X4,10GD,1:1,TY	JT8-4000HL-10	PS-2839.002-B	4 OF 5	JT8-4000HL	F



SUGGESTED PANEL CUTOUT



ALL DIMENSION ARE SHOWN IN MILLIMETERS.
UNLESS OTHERWISE SPECIFIED,
THE FOLLOWING TOLERANCES APPLY:
X.XX = ± 0.25

© Copyright, 2018. Pulse Electronics Corp. All rights reserved. Pulse confidential & proprietary. (04/03/18)

PRODUCT DESCRIPTION	TLA DRAWING	PS DRAWING	SHEET	PART NO.	DATASHEET REV.
CONN,RJ45,1X4,10GD,1:1,TY	JT8-4000HL-10	PS-2839.002-B	5 OF 5	JT8-4000HL	F