

SUMMARY



Image is for illustrative purpose only

Wires

Low	30
High	0
Coax	0
Triax	0
Quad	0
Fiber	0
Fluidic	0

Download

[Request a quote](#)

[Catalog](#)

Series	3B
Termination type	Female crimp
IP rating	50
Cable Ø	0.00 - 0.00 mm
Matching parts	FGA.3B.330.CYCD12
Status	
Alternative part	

TECHNICAL DETAILS

Mechanics

Shell Style/Model	EE*: Fixed receptacle, nut fixing (back panel mounting)
Keying	2 keys (alpha=30, plug: male contacts, receptacle: female contacts)
Housing Material	Brass (chrome plated) shell and collet nut, nickel plated brass latch sleeve and mid pieces
Cable Fixing	∅ 0 - 0 mm
Variant	

Performance

Configuration	3B.330 : 30 Low Voltage
Insulator	Y: PEEK for crimp contacts
Rated Current	3.5 Amps

Specifications

Contact Type: Crimp
Max. Matings: 5000
Contact Retention: 22 N
Contact Dia.: 0.7 mm (0.028in)
Bucket Dia.: 0.8 mm (0.031in)
Min. Conductor: 0.14 mm ² (AWG 26)

Max. Conductor: 0.34 mm² (AWG 22)
 R (max): 6.1 mOhm
 Vtest (contact-shell): 1200 V (AC), 1700 V (DC)
 Vtest (contact-contact): 1350 V (AC), 1910 V (DC)

Others

Temp (min / max): -55° C / +250° C
 Humidity (max): <=95% [at 60 deg C / 140 F]
 Vibration: 15 g [10 Hz - 2000 Hz]
 Shock Resistance: 100 g [6 ms]
 Salt Spray Corrosion: >1000 hr
 Climatological Category: 50/175/21
 Shielding (min): 75 dB (10 MHz)
 Shielding (min): 40 dB (1 GHz)
 IP Rating: 50

DRAWINGS

Draws



Dimensions

	A	B	E	L	M	N	P	S1	S2	e
mm.	24	25	6.1	30.7	4.5	28.1	12	16.5	20	M18x1.0
in.	0,94	0,98	0,24	1,21	0,18	1,11	0,47	0,65	0,79	







RECOMMENDED BY LEMO

Tools

Crimp Tool: DPC.91.701.V
 Crimp settings: AWG/Selector = 22-24-26/6-5-5

Positionner: DCE.91.073.BVM
 Extractor: DCF.91.073.5LT
 Replacement contact: EGG.3B.655.ZZM

Cables

CMN.30.T22.087PGCE	PVC	GREY	
CMN.30.T22.087PGZE		Grey	
CMN.30.T22.087PNCE	PVC	Black	
CMN.30.T22.087PNZE			
330 240	PVC	Black	
330 260	PVC	Black	
430 250	PVC	Grey	