

REV. Status
PRELIMINARY
05/18/01 MP

HDSL transformer


A. Electrical Specifications (@ 25°C)

1. Primary (Line side) Impedance; 135Ω
2. Secondary (IC side) Impedance; 32Ω
3. Longitudinal Balance; 53dB MIN @ 40KHz to 300KHz, 0dBm (Per ITU Method pin 10 grounded)
4. Insertion Loss; 0.50dB MAX @ 40KHz, 0dBm
5. Frequency Response; ±0.1dB @ 40KHz to 200KHz
6. Return Loss; 16.5dB MIN @ 40KHz to 300KHz, 0dBm
7. Primary Open Circuit Inductance; 2.0mH ±6% @ 10KHz, 0.1Vrms Measured (1-5) with 2 and 4 shorted
8. Leakage Inductance; 10μH MAX @ 100KHz, 0.1Vrms Measured (1-5) with 2 & 4, 8 & 9 and 10 & 7 shorted
9. DC Current; 160mA
10. Total Harmonic Distortion; -70 MAX @ 20KHz
11. DC Resistance; (1-5)=2.50Ω MAX with 2 & 4 shorted (10-7)=1.40Ω MAX with 8 & 9 shorted
12. Turns Ratio; (10-7):(1-5)=1:2.00±2%
2 & 4, and 7 & 8 shorted
13. Dielectric Strength; 1875Vrms 1 second @ Pri to Sec

B. Marking; TTC-4089, TAMURA, date code and country of origin

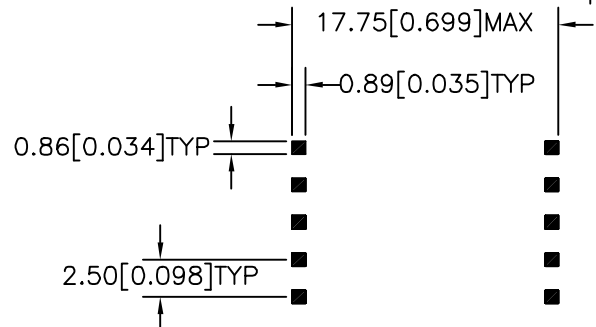
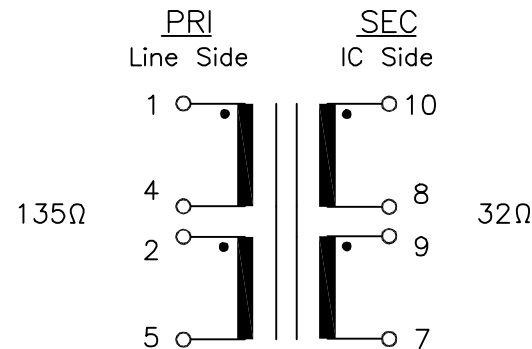
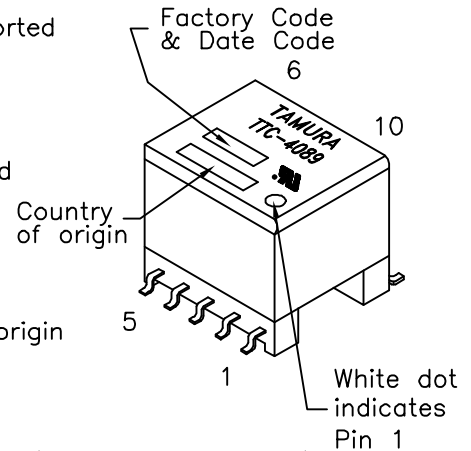
C. Safety; Complies with UL1950 3rd Edition, UL60950

D. Schematic and Mounting Footprint;

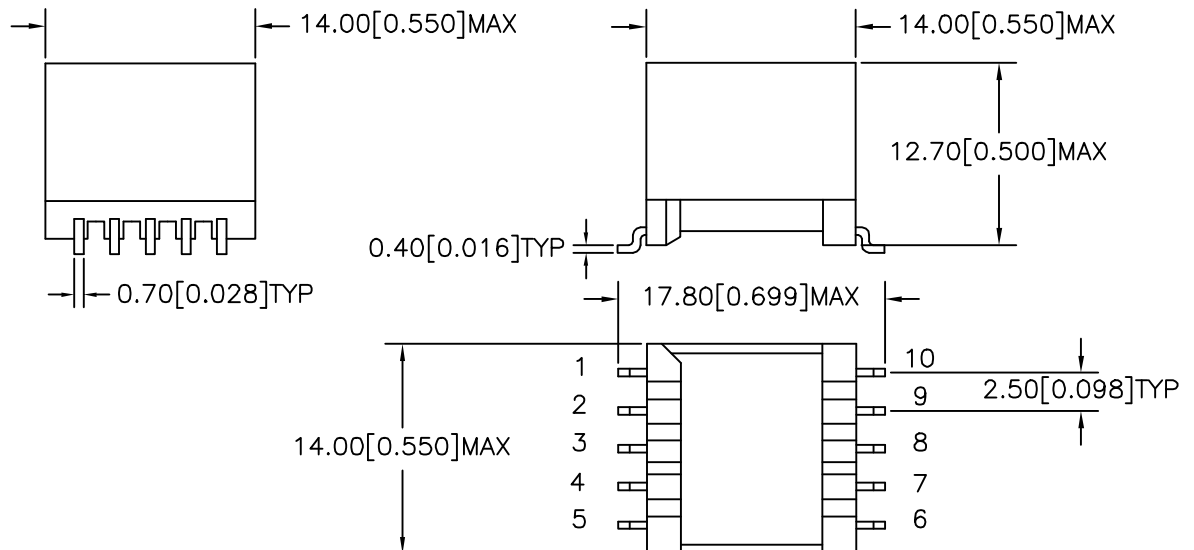

UL# E208555
(Pending)

MODEL NUMBER

TTC-4089



E. Mechanical Specifications;



PREPARED BY:

D. Rund

ENGINEER:

M. Pitchai

QUALITY CONTROL:

D. Kelley

APPROVED:

J. Coleman

DWG CONTROL NO.
P-A1-12811
ACAD\TTC\A1128111.DWG

REV
PRE

HDSL
TRANSFORMER

TAMURA CORPORATION OF AMERICA
43352 BUSINESS PARK DRIVE, TEMECULA, CA. 92590-6624
(909) 699-1270 FAX 9096769482

TTC-4089

MODEL SPECIFICATION

DIM: mm(in) SCL: 2/1 SH: 1 OF 1

PROPRIETARY NOTICE: THIS DRAWING PRINT OR DOCUMENT AND SUBJECT MATTER DISCLOSED HEREIN ARE PROPRIETARY ITEMS TO WHICH TAMURA RETAINS THE EXCLUSIVE RIGHT OF DISSEMINATION, REPRODUCTION, MANUFACTURE AND SALE. THIS DRAWING, PRINT OR DOCUMENT IS SUBMITTED IN CONFIDENCE FOR CONSIDERATION BY THE RECIPIENT ALONE UNLESS PERMISSION FOR FURTHER DISCLOSURE IS EXPRESSLY GRANTED IN WRITING.