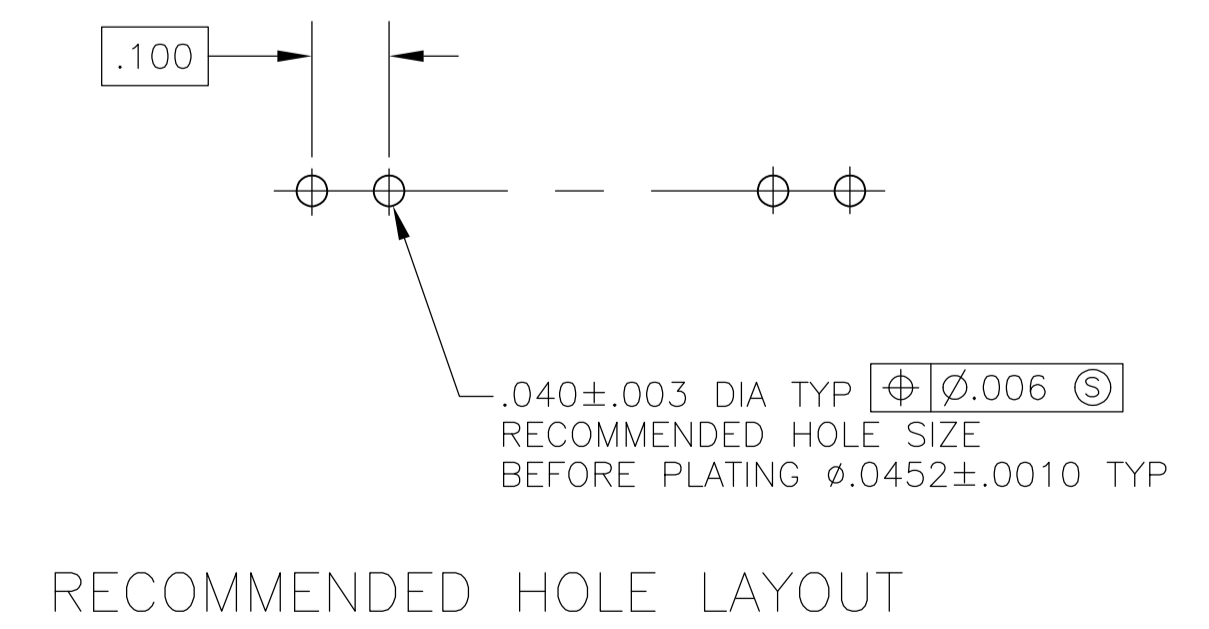
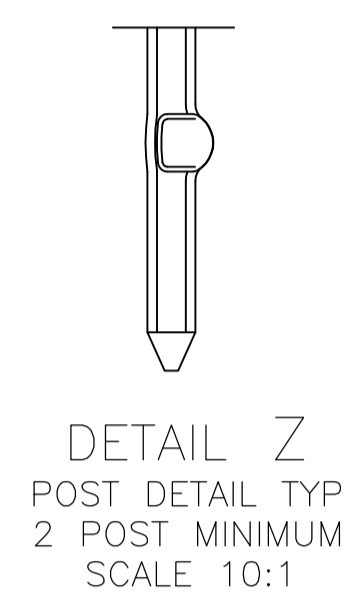
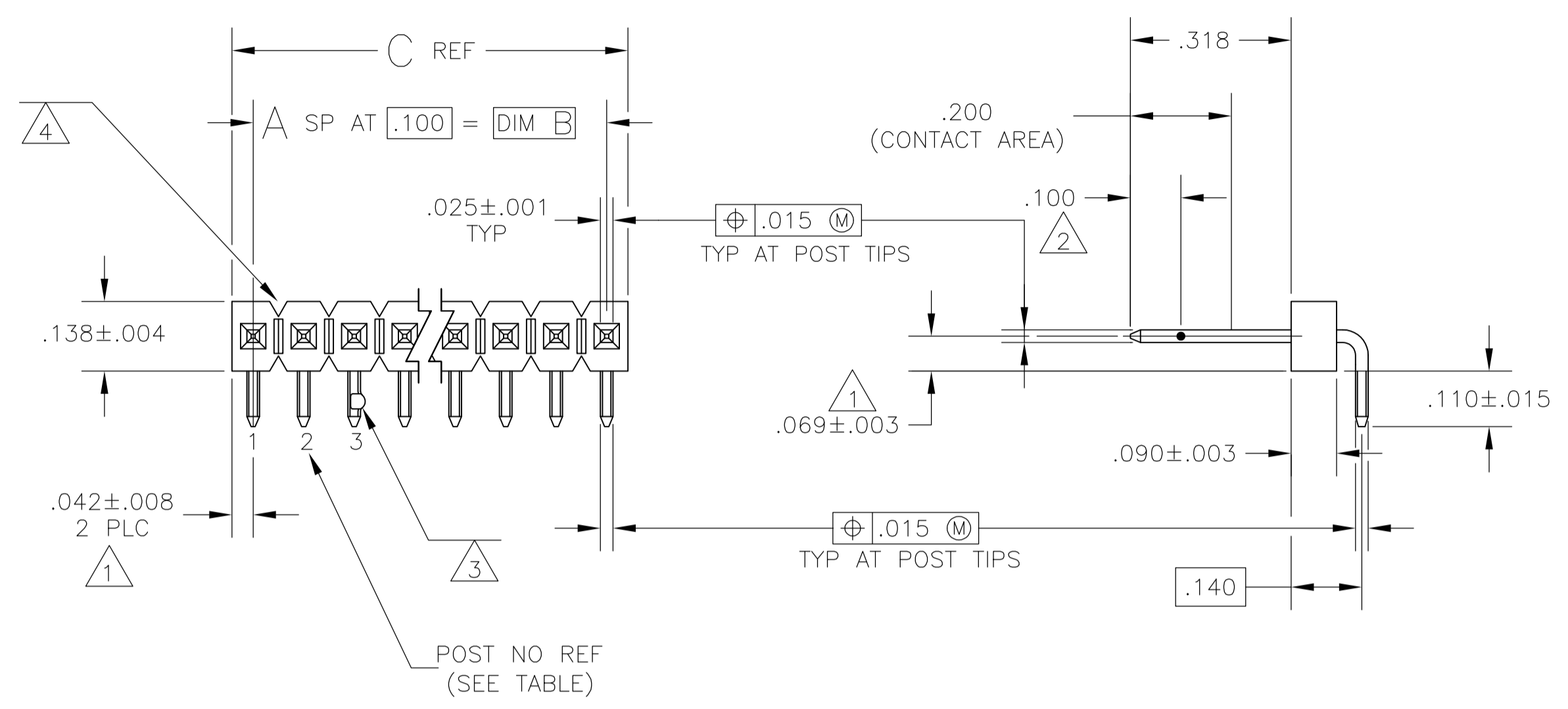


- 1 THE NOTED DIMENSIONS APPLY AT THE INTERSECTION OF THE POST AND THE HOUSING
- 2 POINT OF MEASUREMENT FOR PLATING THICKNESS
- 3 SELECTIVE POSTS ARE FORMED TO PROVIDE CONNECTOR RETENTION TO PC BOARD UNTIL SOLDERED. RETENTION FEATURE IS FOR .055 MINIMUM PC BOARD THICKNESS. SEE DETAIL Z FOR FORM AND TABLE FOR LOCATIONS.
- 4 BREAKAWAY NOTCH ANGLE CAN BE ORIENTED TO THE RIGHT (AS SHOWN) OR TO THE LEFT
- 5 OBSOLETE PARTS: OBSOLETE CIS STREAMLINING PER D.RENAUD/D.SINISI



OBSOLETE 5	1,2,3,4,37,38,39,40	3.984	3.900	39	40	2-104429-7
	1,2,3,4,32,33,34,35	3.484	3.400	34	35	2-104429-6
	1,2,3,4,27,28,29,30	2.984	2.900	29	30	2-104429-5
	1,2,3,4,23,24,25,26	2.584	2.500	25	26	2-104429-4
	1,2,3,4,22,23,24,25	2.484	2.400	24	25	2-104429-3
	1,2,3,4,21,22,23,24	2.384	2.300	23	24	2-104429-2
	1,2,3,4,20,21,22,23	2.284	2.200	22	23	2-104429-1
	1,2,3,4,19,20,21,22	2.184	2.100	21	22	2-104429-0
	1,2,3,4,18,19,20,21	2.084	2.000	20	21	1-104429-9
	1,2,3,4,17,18,19,20	1.984	1.900	19	20	1-104429-8
1,2,3,4,16,17,18,19	1.884	1.800	18	19	1-104429-7	
1,2,3,4,15,16,17,18	1.784	1.700	17	18	1-104429-6	
1,2,3,4,14,15,16,17	1.684	1.600	16	17	1-104429-5	
1,2,3,4,13,14,15,16	1.584	1.500	15	16	1-104429-4	
1,2,3,4,12,13,14,15	1.484	1.400	14	15	1-104429-3	
1,2,3,4,11,12,13,14	1.384	1.300	13	14	1-104429-2	
1,2,3,4,10,11,12,13	1.284	1.200	12	13	1-104429-1	
1,2,3,4,9,10,11,12	1.184	1.100	11	12	1-104429-0	
1,2,3,4,8,9,10,11	1.084	1.000	10	11	104429-9	
1,2,3,4,7,8,9,10	.984	.900	9	10	104429-8	
1,2,3,4,6,7,8,9	.884	.800	8	9	104429-7	
1,2,3,4,5,6,7,8	.784	.700	7	8	104429-6	
1,2,3,4,5,6,7	.684	.600	6	7	104429-5	
1,2,3,4,5,6	.584	.500	5	6	104429-4	
1,2,3,4,5	.484	.400	4	5	104429-3	
1,2,3,4	.384	.300	3	4	104429-2	
1,2,3	.284	.200	2	3	104429-1	

THIS DRAWING IS A CONTROLLED DOCUMENT.		DIN H MOLL 28JUN88	Tyco Electronics Corporation Harrisburg, Pa 17105-3608
DIMENSIONS: INCHES		CHK R FEJDT 28JUN88	
TOLERANCES UNLESS OTHERWISE SPECIFIED:		APVD R FEJDT 28JUN88	NAME: HEADER ASSY, MOD II,BREAKAWAY, SINGLE ROW, 100 CL, RT ANGLE, .025 SQ POSTS, WITH HOLD-DOWN CONFIG
0 PLC ± -		APPLICATION SPEC	SIZE: A1
1 PLC ± -		WEIGHT: -	CAGE CODE: 100779
2 PLC ± -		CUSTOMER DRAWING	SCALE: 4:1
3 PLC ± .005			SHEET 1 OF 1
4 PLC ± -			REV D1
ANGLES ± -			
MATERIAL: HOUSING: FLAME RETARDANT THERMOPLASTIC COLOR: BLACK POST: PHOS BRONZE			
FINISH: .00020 GOLD IN CONTACT AREA .00110±.00020 WHITE TIN-LEAD ON SOLDER TAIL, ALL OVER .00020 NICKEL.			