

PCB terminal block - MKDSO 2,5/ 2-L BK VPE200 - 2909772

Please be informed that the data shown in this PDF Document is generated from our Online Catalog. Please find the complete data in the user's documentation. Our General Terms of Use for Downloads are valid (<http://phoenixcontact.com/download>)



PCB terminal block, Nominal current: 24 A, Nom. voltage: 400 V, Connection method: Screw connection, Mounting: Soldering, Conductor/PCB connection direction: 0 °

The illustration shows the green product version

Key commercial data

Packing unit	1 pc
Minimum order quantity	200 pc
Custom tariff number	85369010
Country of origin	Germany

Technical data

Dimensions

Length	15.3 mm
Pin dimensions	0,8 x 1
Hole diameter	1.4 mm

General

Rated surge voltage (III/3)	4 kV
Rated surge voltage (III/2)	4 kV
Rated surge voltage (II/2)	4 kV
Rated voltage (III/3)	320 V
Rated voltage (III/2)	400 V
Rated voltage (II/2)	630 V
Connection in acc. with standard	EN-VDE
Nominal current I_N	24 A
Nominal cross section	2.5 mm ²
Maximum load current	24 A
Inflammability class according to UL 94	V0
Internal cylindrical gage	A2

PCB terminal block - MKDSO 2,5/ 2-L BK VPE200 - 2909772

Technical data

General

Stripping length	8 mm
Screw thread	M3
Tightening torque, min	0.5 Nm
Tightening torque max	0.6 Nm

Connection data

Conductor cross section solid min.	0.14 mm ²
Conductor cross section solid max.	2.5 mm ²
Conductor cross section stranded min.	0.14 mm ²
Conductor cross section stranded max.	2.5 mm ²
Conductor cross section AWG/kcmil min.	26
Conductor cross section AWG/kcmil max	14
2 conductors with same cross section, solid min.	0.14 mm ²
2 conductors with same cross section, solid max.	0.75 mm ²
2 conductors with same cross section, stranded min.	0.14 mm ²
2 conductors with same cross section, stranded max.	0.75 mm ²
2 conductors with same cross section, stranded, ferrules without plastic sleeve, min.	0.25 mm ²
2 conductors with same cross section, stranded, ferrules without plastic sleeve, max.	0.75 mm ²
2 conductors with same cross section, stranded, TWIN ferrules with plastic sleeve, min.	0.5 mm ²
2 conductors with same cross section, stranded, TWIN ferrules with plastic sleeve, max.	1.5 mm ²
Minimum AWG according to UL/CUL	30
Maximum AWG according to UL/CUL	12

Classifications

eCl@ss

eCl@ss 4.0	27180401
eCl@ss 4.1	27180401
eCl@ss 5.0	27180506
eCl@ss 5.1	27141190
eCl@ss 6.0	27141190
eCl@ss 7.0	27141190
eCl@ss 8.0	27141190

PCB terminal block - MKDSO 2,5/ 2-L BK VPE200 - 2909772

Classifications

ETIM

ETIM 2.0	EC001031
ETIM 3.0	EC001031
ETIM 4.0	EC002643
ETIM 5.0	EC002643

UNSPSC

UNSPSC 6.01	31261501
UNSPSC 7.0901	31261501
UNSPSC 11	31261501
UNSPSC 12.01	31261501
UNSPSC 13.2	31261501

Approvals

Approvals


Approvals

CSA / UL Recognized / cUL Recognized / VDE Gutachten mit Fertigungsüberwachung / CCA / IECCE CB Scheme / GOST / GOST / cULus Recognized

Ex Approvals


Approvals submitted

Approval details


CSA 			
	B	D	
	mm ² /AWG/kcmil	28-12	28-12
	Nominal current I _N	10 A	10 A
	Nominal voltage U _N	300 V	300 V

PCB terminal block - MKDSO 2,5/ 2-L BK VPE200 - 2909772


Approvals

UL Recognized 

	B	D
mm ² /AWG/kcmil	30-12	30-12
Nominal current IN	20 A	10 A
Nominal voltage UN	300 V	300 V

cUL Recognized 


	B	D
mm ² /AWG/kcmil	30-12	30-12
Nominal current IN	20 A	10 A
Nominal voltage UN	300 V	300 V

VDE Gutachten mit Fertigungsüberwachung 

mm ² /AWG/kcmil	0.2-2.5
Nominal current IN	24 A
Nominal voltage UN	450 V

CCA

mm ² /AWG/kcmil	2.5
Nominal current IN	24 A
Nominal voltage UN	450 V

IECEE CB Scheme 

mm ² /AWG/kcmil	2.5
Nominal current IN	24 A
Nominal voltage UN	450 V

PCB terminal block - MKDSO 2,5/ 2-L BK VPE200 - 2909772

Approvals

GOST 

GOST 

cULus Recognized 